



**Ministry of Statistics and Programme Implementation  
Government of India**

**GUIDELINES ON DEVELOPING SUB-  
NATIONAL LEVEL MONITORING  
FRAMEWORK FOR SDGs**

**DR. ASHUTOSH OJHA  
DEPUTY DIRECTOR GENERAL**

# SUSTAINABLE DEVELOPMENT GOALS



<b>1</b> NO POVERTY 	<b>2</b> ZERO HUNGER 	<b>3</b> GOOD HEALTH AND WELL-BEING 	<b>4</b> QUALITY EDUCATION 	<b>5</b> GENDER EQUALITY 	<b>6</b> CLEAN WATER AND SANITATION 
<b>7</b> AFFORDABLE AND CLEAN ENERGY 	<b>8</b> DECENT WORK AND ECONOMIC GROWTH 	<b>9</b> INDUSTRY, INNOVATION AND INFRASTRUCTURE 	<b>10</b> REDUCED INEQUALITIES 	<b>11</b> SUSTAINABLE CITIES AND COMMUNITIES 	<b>12</b> RESPONSIBLE CONSUMPTION AND PRODUCTION 
<b>13</b> CLIMATE ACTION 	<b>14</b> LIFE BELOW WATER 	<b>15</b> LIFE ON LAND 	<b>16</b> PEACE, JUSTICE AND STRONG INSTITUTIONS 	<b>17</b> PARTNERSHIPS FOR THE GOALS 	

# Global Indicator Framework for SDGs



**Goals: 17**



**Targets: 169**



**Indicators: 248**

(Distinct Indicators: 231)

# NSO INDIA IN UN-BODIES: A few examples



SUSTAINABLE DEVELOPMENT GOALS  
Data for Development

INDIA BECAME MEMBER OF UN STATISTICAL COMMISSION FOR A PERIOD OF FOUR YEARS w.e.f. 1<sup>st</sup> January, 2024

INDIA RE-ELECTED AS THE MEMBER OF IAEG-SDGs (REPRESENTING SOUTH ASIA) FOR THE PERIOD 2023 – 2025

# Institutional Arrangements for SDG Implementation and its Monitoring - National Level



## NITI Aayog

- Overall Coordination of SDG related activities
- Working with States/UTs on localisation of SDGs

## MoSPI

- Development, Review & Refinement of National Indicator Framework (NIF) for SDGs
- Progress Reports on SDGs NIF
- Technical Assistance to States

## MEA

- International Commitments
- 

## Line Ministries

- Implementation of the SDGs
- Providing data for SDG indicators



SUSTAINABLE DEVELOPMENT GOALS  
Data for Development



# ***National Indicator Framework (NIF) for SDGs***

# National Indicator Framework (NIF) for SDGs



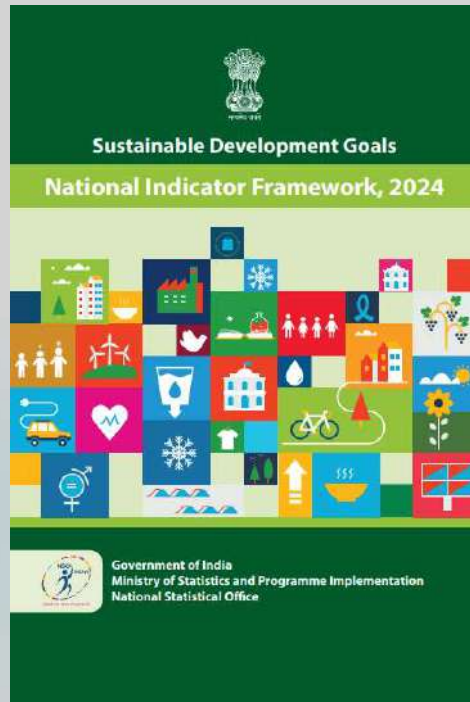
- MoSPI developed NIF for SDGs
  - To facilitate monitoring of the SDGs at national level
  - Following a detailed consultation
  - NIF includes national indicators, data sources and periodicity
- Periodically review of NIF is done by the High Level Steering Committee (HLSC) for SDGs, constituted under the Chairmanship of CSI & Secretary, MoSPI
- **MoSPI, on 29<sup>th</sup> June every year, releases Annual Progress Reports on SDGs based on the updated SDGs-NIF**

# Some of the SDGs-NIF Reports

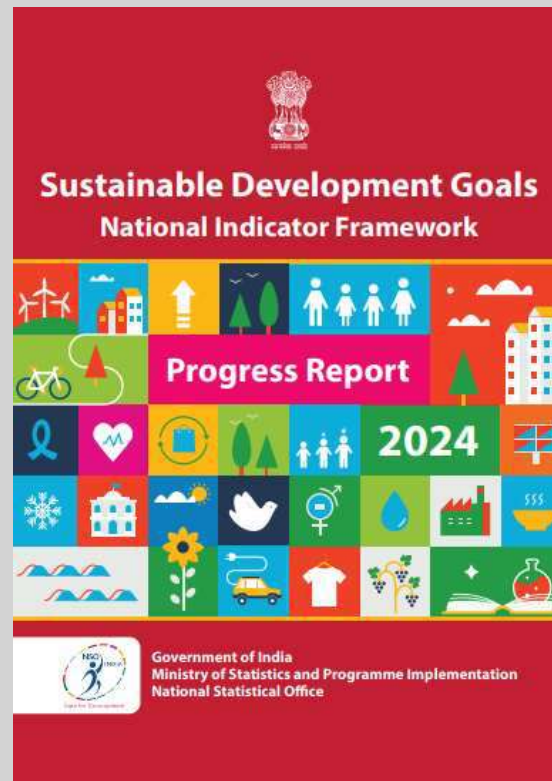




# SDG Publications released on 29<sup>th</sup> June 2024



**Sustainable Development Goals National Indicator Framework, 2024**



**Sustainable Development Goals National Indicator Framework Progress Report, 2024**



**Data Snapshot on Sustainable Development Goals National Indicator Framework Progress Report, 2024**

# SDGs - National Indicator Framework Progress Report, 2024



## Indicators in NIF-290

Data Availability - 277

About 79% from Administrative Records

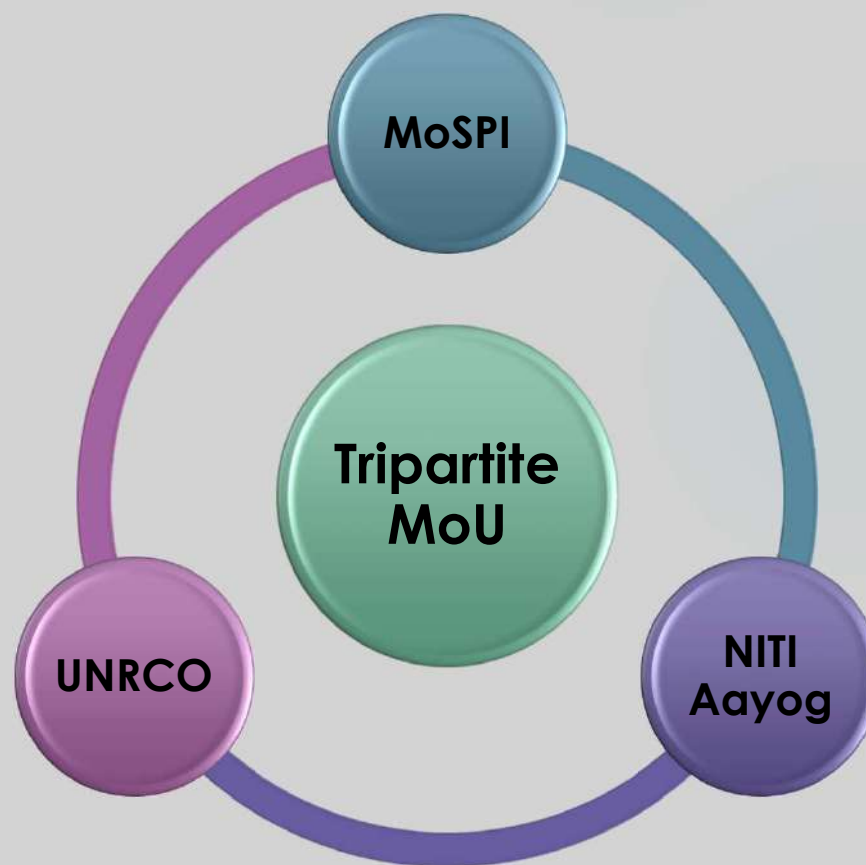
About 20 % from Survey Data

About 1% from Census Data

SDGs	National Indicators
SDG 1 : No Poverty	18
SDG 2 : Zero Hunger	19
SDG 3 : Good Health & Well Being	38
SDG 4 : Quality Education	19
SDG 5 : Gender Equality	31
SDG 6 : Clean Water and Sanitation	13
SDG 7 : Affordable and Clean Energy	5
SDG 8 : Decent Work and Economic Growth	26
SDG 9 : Industry, Innovation and Infrastructure	16
SDG 10 : Reduced Inequalities	12
SDG 11 : Sustainable Cities and Communities	13
SDG 12 : Sustainable Consumption and Production	14
SDG 13 : Climate Action	7
SDG 14 : Life below water	11
SDG 15 : Life on Land	15
SDG 16 : Peace, Justice and Strong Institutions	21
SDG 17 : Partnerships for the Goals	12
<b>Total indicators</b>	<b>290</b>

# Tripartite MoU- MoSPI, NITI Aayog, UNRC

- Support for data, indicators and statistics for monitoring Sustainable Development Goals in India
- Signed on 3<sup>rd</sup> February 2023 for 5 years



Friday,  
September  
13, 2024

## Initiatives of MoSPI w.r.t. SDGs -Technical Support to States/UTs on SDGs

### MoSPI developed guidelines for development of sub-National Indicator Framework

- *In July 2019*
- *Updated on 31<sup>th</sup> March, 2022 in its report “Guidance on Monitoring Framework for SDGs at Sub-national Level*
- *MoSPI provides technical support to States/UTs*



## Initiatives of MoSPI w.r.t. SDGs -Towards Bridging Data Gaps on SDGs

- ↳ **Launched new survey for collecting data on certain SDG indicators**
- ↳ **Aligned some existing surveys as per SDGs data requirements**
- ↳ **Exploring use of non-traditional data sources/ methodologies**



***MONITORING OF SDGs AT  
SUB-NATIONAL LEVEL IN INDIA***

**Guidelines on developing Sub-  
National level monitoring framework  
for SDGs**

# Guiding Principles for Development of SIF

- ▶ SIF is to be prepared in a participatory manner
- ▶ SIF should complement the overall development strategy of the State
  - Identify the goals and targets relevant to states
  - mapping of the relevant SDGs goals and targets with the Departments of the State Government.
- ▶ Mapping of the Government Schemes of different Departments with the SDGs and its targets.
- ▶ State Indicator Framework to be in sync with National Indicator Framework

## Guiding Principles for Development of SIF...

- **SIF may be different for each State as variance in**
  - **State priorities, infrastructure, resources and the capacity of the state statistical system**
- **Each State has to develop its own SIF**
- **State Government needs to identify:**
  - **Indicators not relevant for the State/UT;**
  - **Indicators that are fully aligned with the State SDG priorities in scope and ambition;**
  - **Indicators that are partially aligned in scope or ambition with the State SDG priorities;**
  - **Indicators that are critical for State and UTs but missing from the NIF;**



## Guidelines for Development of SIF/UTIF...

- Indicators that are produced by the national statistical system following established standards and agreed methodologies should be prioritized,
- generated from the official statistical system and are quantifiable,
- SIF should take into account existing efforts by MoSPI in related policy areas to minimize their data burden
  - Availability of data on included indicator with little or no cost may be examined
  - Check if it is available through existing surveys at National level
  - Consider joining NSS or other central surveys on matching basis to pool data for getting below state level reliable estimates
- SIF can be viewed as Sub-Set Plus of the NIF

## Creating an enabling policy environment to monitor the SDGs

- **Steps may be considered while developing the monitoring framework for the State:**
  - Identification of state level targets and fixing timelines
  - To ensure data driven decision making for policies and financial allocations
  - Constitution of HLTC to develop, review, and refine the SIF
  - Identification of Nodal Department/officers concerning identified targets and State indicators
  - Capacity development of DES and other statistical officials
  - States should map the data flow for each indicator

# Creating an enabling policy environment to monitor the SDGs

19

- **Data ecosystem analysis**
  - to assess the gaps w.r.t. technical, financial and human resources at state/district level.
- **Efforts on SDGs at State level/local level with Gram Panchayat Development Plan (GPDP).**
- **Use of technology, innovative approaches for collection of data may be encouraged.**
- **Use of proxy indicators can be explored for some of the topics**
  - where national and state statistical system do not provide data

## Creating an enabling policy environment to monitor the SDGs

- State may also make efforts to bring out State SDGs Index for the districts and rank them
  - so as to promote healthy competition among the districts for achieving the SDGs goals and targets
- State may prepare and publish periodic progress reports based on SIF and disseminate it widely.
- Third party audit on preparedness and progress on localisation of SDGs.
- State governments may access locally available private partnerships, finance, and technical support to SDG targets monitoring.



# Localization of SDGs

22

- ▶ *“Localizing” is the process of taking into account subnational contexts in the achievement of the 2030 Agenda, from the setting of goals and targets, to determining the means of implementation and using indicators to measure and monitor progress.*

**Source: UN Habitat Report and Global Task Force, 2016: Roadmap for Localising the SDGs: Implementation and Monitoring at Sub-national**

# Localisation of SDGs

## INSTITUTIONAL MECHANISMS

- Planning Department of all States/ UTs - Nodal Department
- Dedicated unit/ team to coordinate and technically support SDG implementation
- Nodal departments/ personnel for each SDG
- District level structures
- High level review processes led by the Chief Minister or Chief Secretary

## MONITORING

- Almost all states have mapped the departments and schemes to goals and targets
- Development of SDG monitoring framework at State Level and District Level
- Either setting up SDG dashboards or willing to join the national dashboard

# SDG India Index & Dashboard 2023-24

**Rajib Sen**

Senior Adviser (SDGs), NITI Aayog  
Government of India





# Sustainable Development Goals: Introduction

- Three dimensions of development that is economic, social and environmental are included in the Agenda 2030.
- In 2015, the United Nations General Assembly adopted the document titled Transforming our World: 2030 Agenda for Sustainable Development consisting of 17 Sustainable Development Goals and associated 169 targets.
- They are universal for all countries, and hence necessitate comprehensive and participatory approaches in bringing everybody together.
- Countries are primarily responsible for monitoring and reviewing the progress made in implementing the goals and targets at the national level till 2030.
- The SDGs are not legally binding but have become de-facto international obligations.

# Global monitoring and reporting of SDGs

The global annual ranking of countries on SDGs is released in Sustainable Development Report

## About Sustainable Development Report

- The Sustainable Development Goals Report is a report that monitors global progress on the 2030 Agenda for Sustainable Development.
- Using the latest available data and estimates, the SDGs Report gives the global community a reality check on the devastating impacts of multiple crises affecting people's lives and livelihoods.
- This annual SDG Report is prepared by UN DESA, in collaboration with the entire UN Statistical System, consisting of more than 50 international and regional agencies, based on data from over 200 countries and territories.
- The countries are evaluated on 94 global indicators as well as 26 additional indicators specifically for OECD countries. 2024 report covers all 193 UN member states.

# India's performance in Global SDG report 2022

The global annual ranking of countries on SDGs is released in Sustainable Development Report

Rank: 109/167

India Score: 64

Finland Score: 86.4

East and South Asia: 66.53

## Comparability to NITI Aayog's India Index

Methodology used by the two indices is similar but are not comparable due to the following reasons:

- Only 10% of the indicators are identical to the global index and around 20% of indicators captures similar information.
- Difference in data sources: In the SDSN report, data by international organizations is considered while in India Index uses only central government data sources, national survey reports, ministry's annual report, MIS dashboards.

# India's performance in Global SDG report 2022

The global annual ranking of countries on SDGs is released in Sustainable Development Report

- Over the years, India's advancement in SDGs on the international front has consistently improved from 48.4 in 2016 to 64 in 2024
- India performs well in SDG 1 (no poverty) and 4 (Quality education) – as per 2024 global report



# The Context

## India adopted the Sustainable Development Agenda in 2015

### India's commitment to SDGs

- Hon'ble Prime Minister affirmed India's commitment to the Agenda 2030 at the UN Sustainable Development Summit 2015, when the world adopted the global goals
- NITI Aayog has been representing the country on SDGs at the UN HLPF ever since 2017 and has also presented India's Voluntary National Reviews(VNR)
- Subsequently the SDGs were discussed at G-20 forums, UN ESCAP and other global platforms

### NITI Aayog in action

- NITI Aayog is responsible for the overall supervision, and implementation and monitoring of the SDGs in coordination with the States and Union territories
- As part of this mandate, NITI Aayog measures the national and sub-national progress on all the SDGs using a single composite index for triggering action – the SDG India Index & Dashboard

# NITI Aayog's SDG localisation and monitoring model



## Collaborative Competition

- States/ UTs collaborate for peer learning
- Healthy competition at sub-national level leads to better outcomes



## Nodal Agency for SDGs

- Coordination & supervision of SDG efforts at national and sub-national levels
- Handholding of States/UTs in SDG adoption, implementation, and monitoring

**Progress of States/ UTs translating to progress of the country: Indian model of SDG localisation**



# Objectives of SDG India Index



- To **rank** States/UTs based on their performance on 16 SDGs



- To **promote** competition among the States/UTs in their efforts to accelerate SDG outcomes



- To **support** States/UTs in identifying priority areas and critical sectors



- To **enable** States/UTs to learn from the good practices of their peers



- To **highlight** data gaps in the statistical system of the States/UTs and identify the sectors in which robust and more frequent data needs to be collected

# Index Architecture

## Methodology





# Genesis of the Methodology

## Overview



- Based on the methodology used by **Sustainable Development Solutions Network**, a global initiative under the auspices of the UN Secretary General



- Developed in close association with **MoSPI**, with the **Data and Methodology Committee** chaired by MoSPI, with members from NITI Aayog, UN agencies, think tanks (IEG, NIUA) and key ministries



- Committee **finalized the methodology** and draft list of indicators for consultation with stakeholder ministries and state governments



- Ministries/departments, and States/ UTs **consulted extensively** on the usage of the indicators and data availability

# Partnerships with States & Ministries on Index



## Consultations

Multiple consultations with central ministries including MoSPI on the draft list of indicators and data sources.



## Feedback

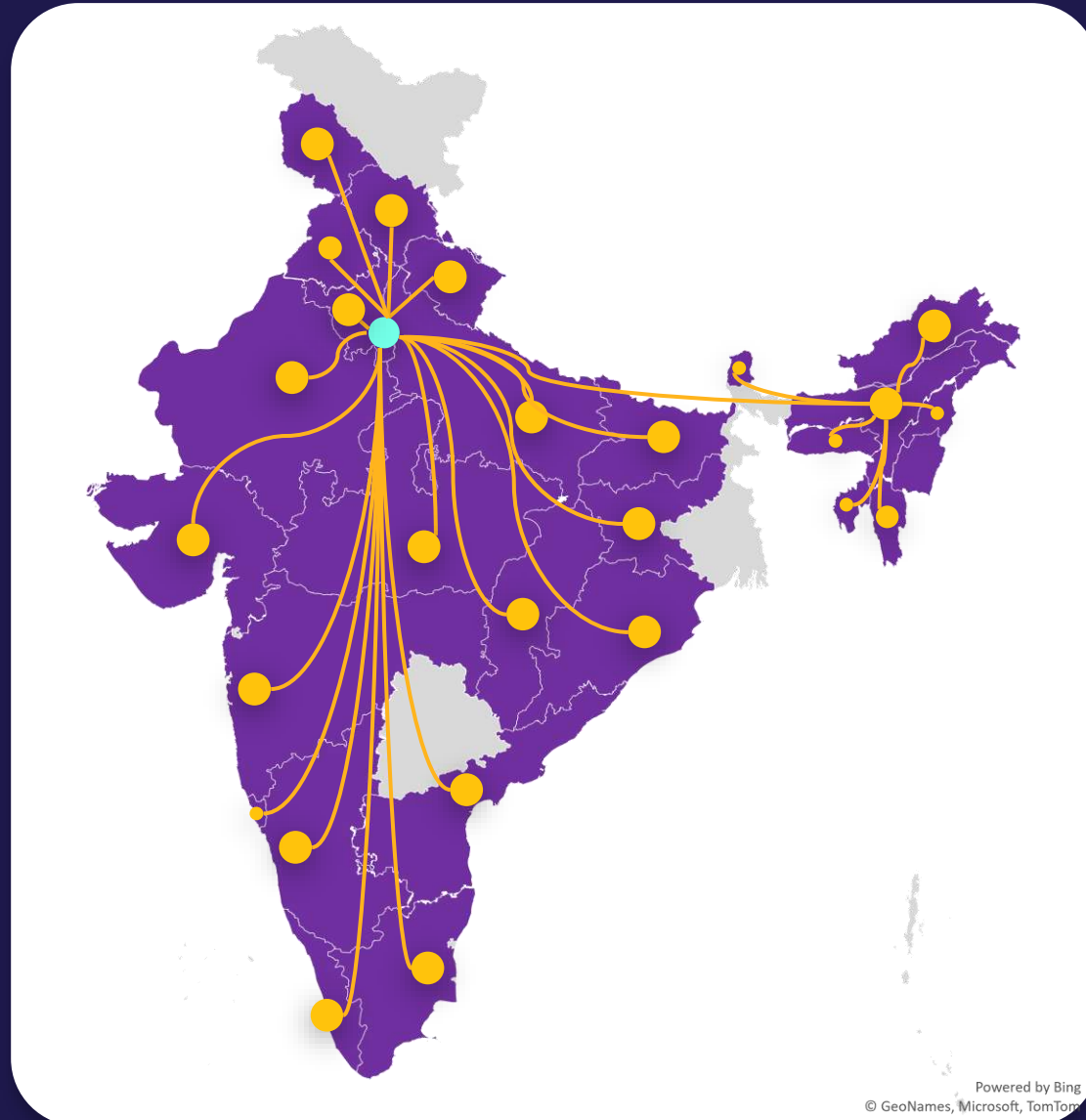
Feedback on indicators and targets collected from the planning departments of States/UTs



## Workshops

Workshops on SDG implementation, localization and statistical capacity augmentation conducted in all states except Telangana & West Bengal

# SDG Index Workshops with State Governments



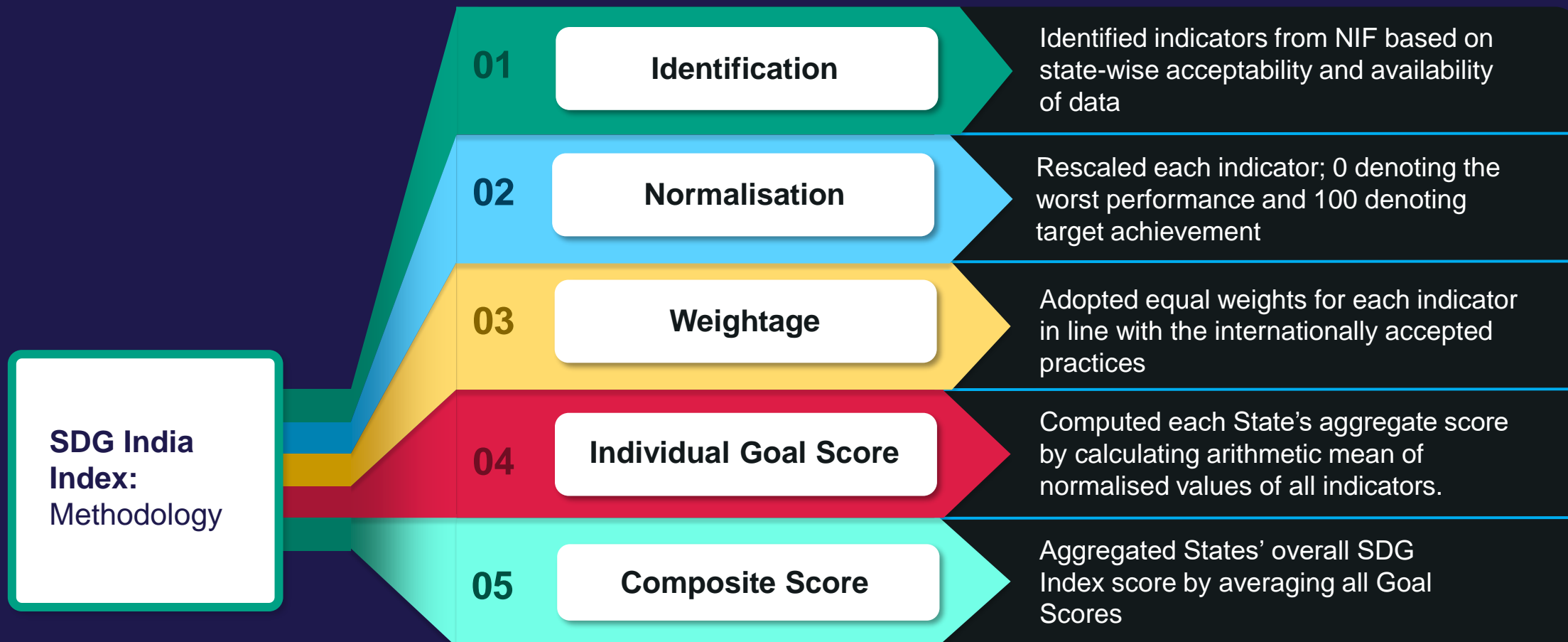
Consultations and workshops held with  
**29 States & UTs**

Technical outreach in sub-national capitals  
with Chief Ministers, Chief Secretaries and  
senior government officials



# Methodology: SDG India Index

Based on globally accepted SDSN methodology



# Selection of Indicators

SDG is a set of 17 Goals and 169 targets. These were used as the foundation for building the SDG India Index.

## Global Indicator Framework (GIF)

The GIF **adopted by General Assembly in 2017** contains a set of 231 unique indicators mapped to 169 targets. It was decided that the GIF will be complemented by indicators at the regional and national levels, developed by member states

## National Indicator Framework (NIF)

The cabinet approved the NIF developed by MoSPI in consultation with states/UTs and Ministries for measuring India's progress on the SDGs. The **NIF 2024 consists of 290 nationally defined indicators** corresponding to national priorities and needs.

## Criteria for selecting the indicators for SDG India Index

- Relevance to SDG targets
- Alignment with the cabinet approved India's National Indicator Framework
- Consent of respective ministries/departments
- Data availability (at national level from States and UTs from official statistical systems) and Data ownership (either administrative or survey, by Line Ministries)
- Sufficient data coverage for all States/UTs (Exception: SRS, DoT data on telecom subscribers)

# The Journey so far: SDG India Index

First comprehensive measure of SDG performance and localisation with national and State/UT ranking, compositely on all SDGs and as well as on each individual SDG.



# Summary of Dataset for SDG India Index & Dashboard 2023-24



# Goal wise indicators

	Number of Indicators
GOAL 1: No Poverty	5
GOAL 2: Zero Hunger	7
GOAL 3: Good Health and Well-being	11
GOAL 4: Quality Education	12
GOAL 5: Gender Equality	9
GOAL 6: Clean Water and Sanitation	7
GOAL 7: Affordable and Clean Energy	2
GOAL 8: Decent Work and Economic Growth	8
GOAL 9: Industry, Innovation and Infrastructure	8
GOAL 10: Reduced Inequality	6
GOAL 11: Sustainable Cities and Communities	7
GOAL 12: Responsible Consumption and Production	5
GOAL 13: Climate Action	5
GOAL 14: Life Below Water	5
GOAL 15: Life on Land	7
GOAL 16: Peace and Justice Strong Institutions	9
<b>TOTAL</b>	<b>113</b>





# Treatment of Indicators and Data Sources (2023-24)

**1**

## **The indicators must be aligned with Global Indicator Framework (by UN) and National Indicator Framework (by MoSPI)**

To align with the global and national priorities and data systems, the SDG India Index uses GIF and NIF as the universe of indicators from where those with State-level figures are adopted. Among the 113 indicators, 100 are directly aligned with NIF 2024 (75 precisely from NIF and 25 similar to NIF indicators), while the remaining 13 are derived in consultation with States/UTs and Line Ministries

**2**

## **Only national-level data sources have been used, for uniformity of methodology of data collection and inter-State comparability**

Sources used: National survey reports, MIS portals of ministries, index reports by ministries

State departments are urged to update/ reconcile data in their corresponding Union Ministries' dashboards/ portals

State DES can play an important role in reconciling State-level data in the various ministries' survey reports

**3**

## **Data for more than 80% of the indicators are sourced from last three years (since 2021-22)**

25 indicators belong to the 2023–2024 period, 32 from 2022–2023 and 24 belong to 2021–2022

# Treatment of Indicators and Data Sources (2023-24)

**4**

## **80% of the indicators used in 2020-21 have been retained in 2023-24**

Out of the 115 indicators used in 2020-21, 90 have been used in 2023-24. Some indicators have been added or modified, based on new data availability at State level, for more comprehensive coverage. The number of global targets covered are 70.

**5**

## **89% of indicators used in 2023-24 are outcome-based; only 11% are scheme-related**

Only 16 out of 113 indicators are related to various central schemes. The others are outcome indicators such as “percentage of HHs with at least one member covered by health insurance”, “percentage of HHs living in katcha houses” etc.

Flagship schemes covered: MGNREGA, PMMVY, NFSA, SBM (U), SBM (G), Saubhagya, PMJDY, Ujala

**6**

## **SDG India Index is not just a State Government scorecard but emphasizes on a whole-of society-approach including government, civil society, private sector and citizens**

The Index is not only a reflection of a State Government’s performance or performance of any one department. It underscores how achieving the Global Goals requires a multisectoral approach which is not only whole-of-the-government but also whole-of-society

# SDG India Index 2023-24

## Key Highlights



# India's Index Score: SDG-wise

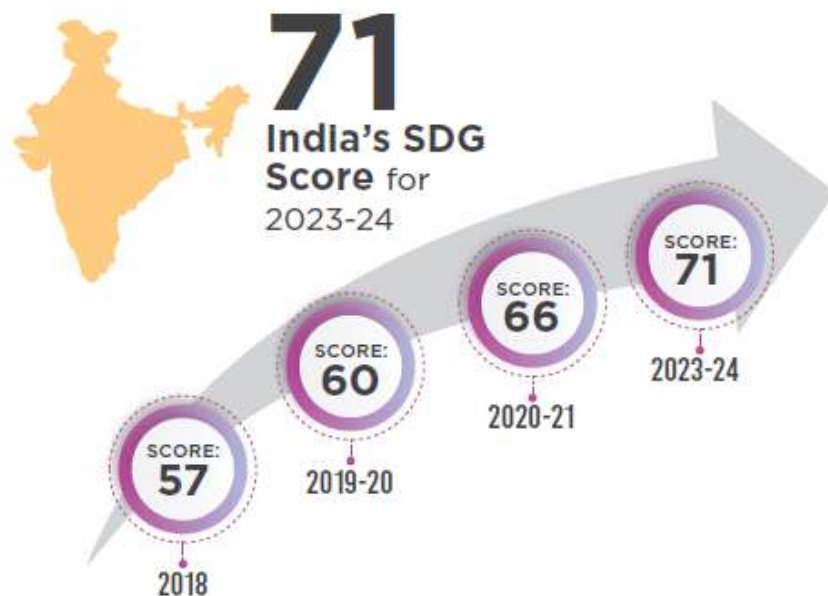
Overall Composite Score: SDG Index 4 (2023-24): 71 | SDG Index 3 (2020-21): 66 | SDG Index 2 (2019-20): 60 | SDG Index 1 (2018): 57



■ Achiever (100)    
 ■ Front Runner (65-99)    
 ■ Performer (50-65)    
 ■ Aspirant (0-50)

**Note: Results over the years are not strictly comparable due to revision in the indicator set**

# SDG India Index 2023-24: Key Highlights



State-wise Score Range: **57-79**



UT Score Range: **65-77**

Top States: **Uttarakhand and Kerala**



Top UT: **Chandigarh**

**32** States/UTs with Front Runner Category Scores: **65-99**

Highest increase in scores:

 **Goal 13**  
(Climate Action)

 **Goal 1**  
(No Poverty)

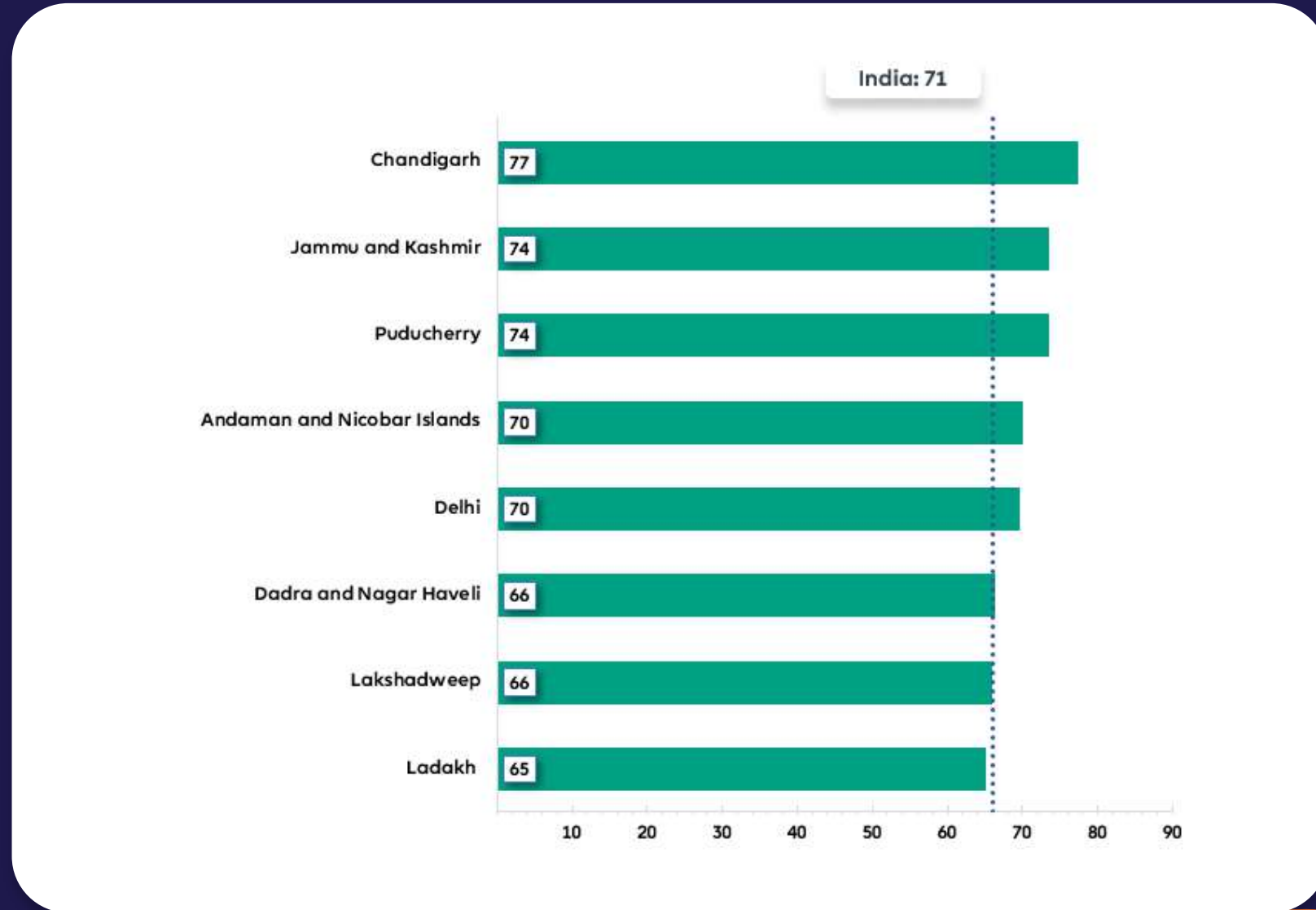


**KEY HIGHLIGHTS**

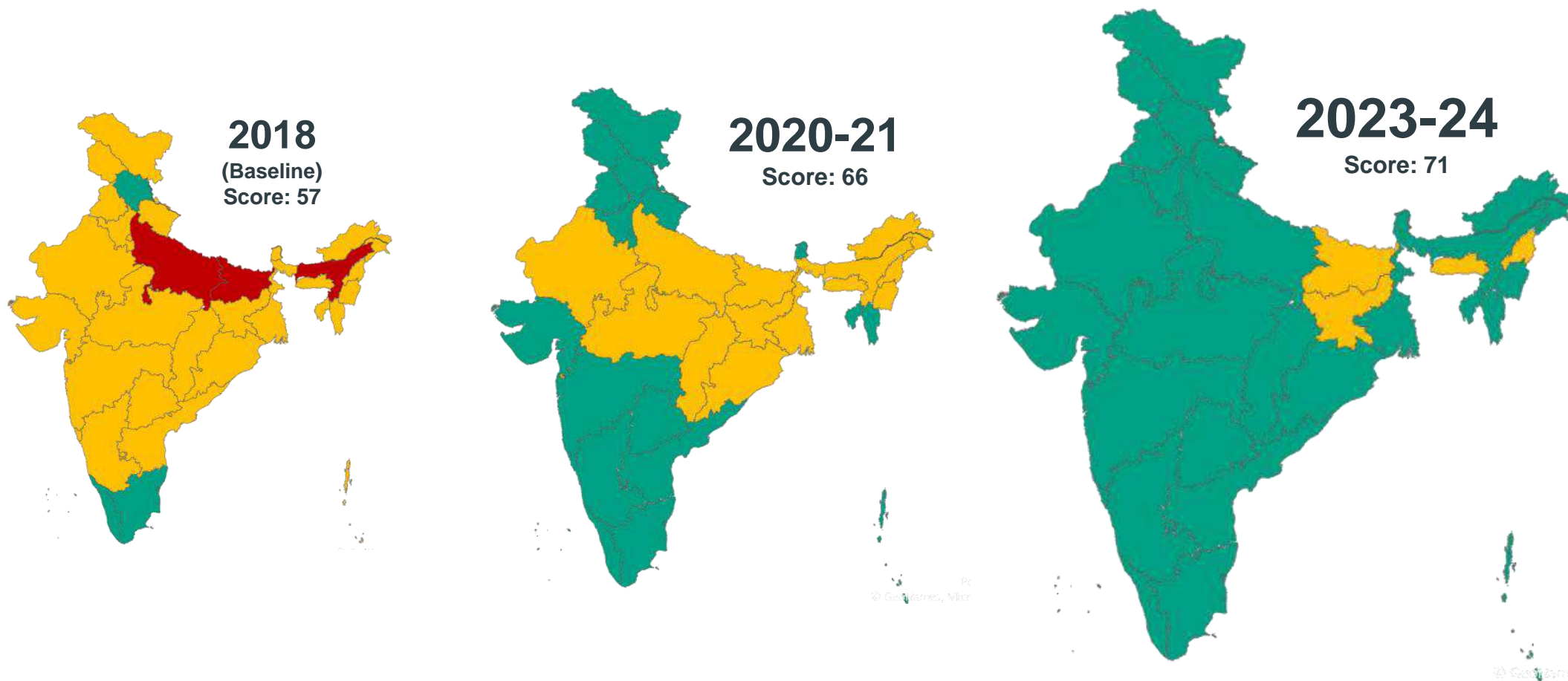
# Overall Score 2023-24: By States



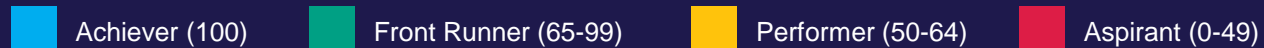
# Overall Score 2023-24: By Union Territories



# India's Index Score: State/UT Performance



Note: Results over the years are not strictly comparable due to revision in the indicator set





# Comparative Performance: State and UTs

States	Score 2023-24	Score 2020-21	Score Status	Rank 2023-24	Rank 2020-21
Uttarakhand	79	72	▲	1	4
Kerala	79	75	▲	1	1
Tamil Nadu	78	74	▲	3	2
Goa	77	72	▲	4	4
Himachal Pradesh	77	74	▲	4	2
Punjab	76	68	▲	6	12
Sikkim	76	71	▲	6	8
Karnataka	75	72	▲	8	4
Gujarat	74	69	▲	9	10
Andhra Pradesh	74	72	▲	9	4
Telangana	74	69	▲	9	10
Maharashtra	73	70	▲	12	9
Mizoram	72	68	▲	13	12
Haryana	72	67	▲	13	14
Manipur	72	64	▲	13	16
Tripura	71	65	▲	16	15
West Bengal	70	62	▲	17	17
Rajasthan	67	60	▲	18	22
Madhya Pradesh	67	62	▲	18	17
Uttar Pradesh	67	60	▲	18	22
Chhattisgarh	67	61	▲	18	19
Odisha	66	61	▲	22	19
Assam	65	57	▲	23	26
Arunachal Pradesh	65	60	▲	23	22
Meghalaya	63	60	▲	25	22
Nagaland	63	61	▲	25	19
Jharkhand	62	56	▲	27	27
Bihar	57	52	▲	28	28

UT	Score 2023-24	Score 2020-21	Score Status	Rank 2023-24	Rank 2020-21
Chandigarh	77	79	▼	1	1
Jammu and Kashmir	74	66	▲	2	6
Puducherry	74	68	▲	2	2
Andaman and Nicobar Islands	70	67	▲	4	5
Delhi	70	68	▲	4	2
Dadra and Nagar Haveli & Daman and Diu	66	62	▲	6	8
Lakshadweep	66	68	▼	6	2
Ladakh	65	66	▼	8	6

▲ Improvement      ● No Change      ▼ Decline

Note: Results over the years are not strictly comparable due to revision in the indicator set


# Top States and UTs (1/2)

**1 NO POVERTY**



Tamil Nadu      Dadra & Nagar Haveli & Daman & Diu

**5 GENDER EQUALITY**




Nagaland      Lakshadweep

**2 ZERO HUNGER**



Kerala      Puducherry

**6 CLEAN WATER AND SANITATION**



Goa      Andaman & Nicobar Islands

**3 GOOD HEALTH AND WELL-BEING**



Gujarat      Delhi

**7 AFFORDABLE AND CLEAN ENERGY**



16 States & 6 UTs achieved target

**4 QUALITY EDUCATION**



Kerala      Delhi

**8 DECENT WORK AND ECONOMIC GROWTH**



Himachal Pradesh      Ladakh




# Top States and UTs (2/2)

**9** INDUSTRY, INNOVATION AND INFRASTRUCTURE




Goa      Puducherry

**13** CLIMATE ACTION




Sikkim      Chandigarh

**10** REDUCED INEQUALITIES



Goa      Puducherry

**14** LIFE BELOW WATER



West Bengal

**11** SUSTAINABLE CITIES AND COMMUNITIES




Maharashtra      Chandigarh

**15** LIFE ON LAND



Jharkhand      Dadra & Nagar Haveli & Daman & Diu

**12** RESPONSIBLE CONSUMPTION AND PRODUCTION

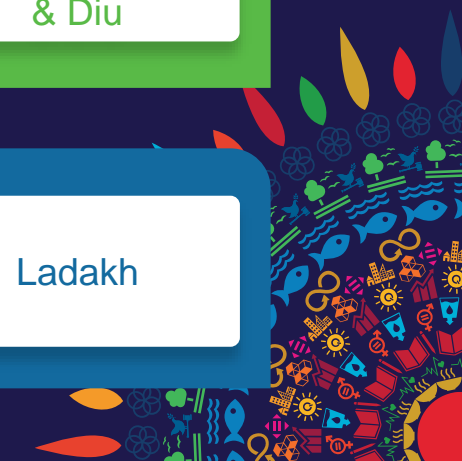


Tripura      Jammu & Kashmir


**16** PEACE, JUSTICE AND STRONG INSTITUTIONS



Gujarat      Ladakh



# SDG India Index Dashboard



United Nations



NITI Aayog

## SDG INDIA

Index & Dashboard 2020-21

Partnerships in the Decade of Action



Explore Index



End poverty in all its forms everywhere

# Thank You



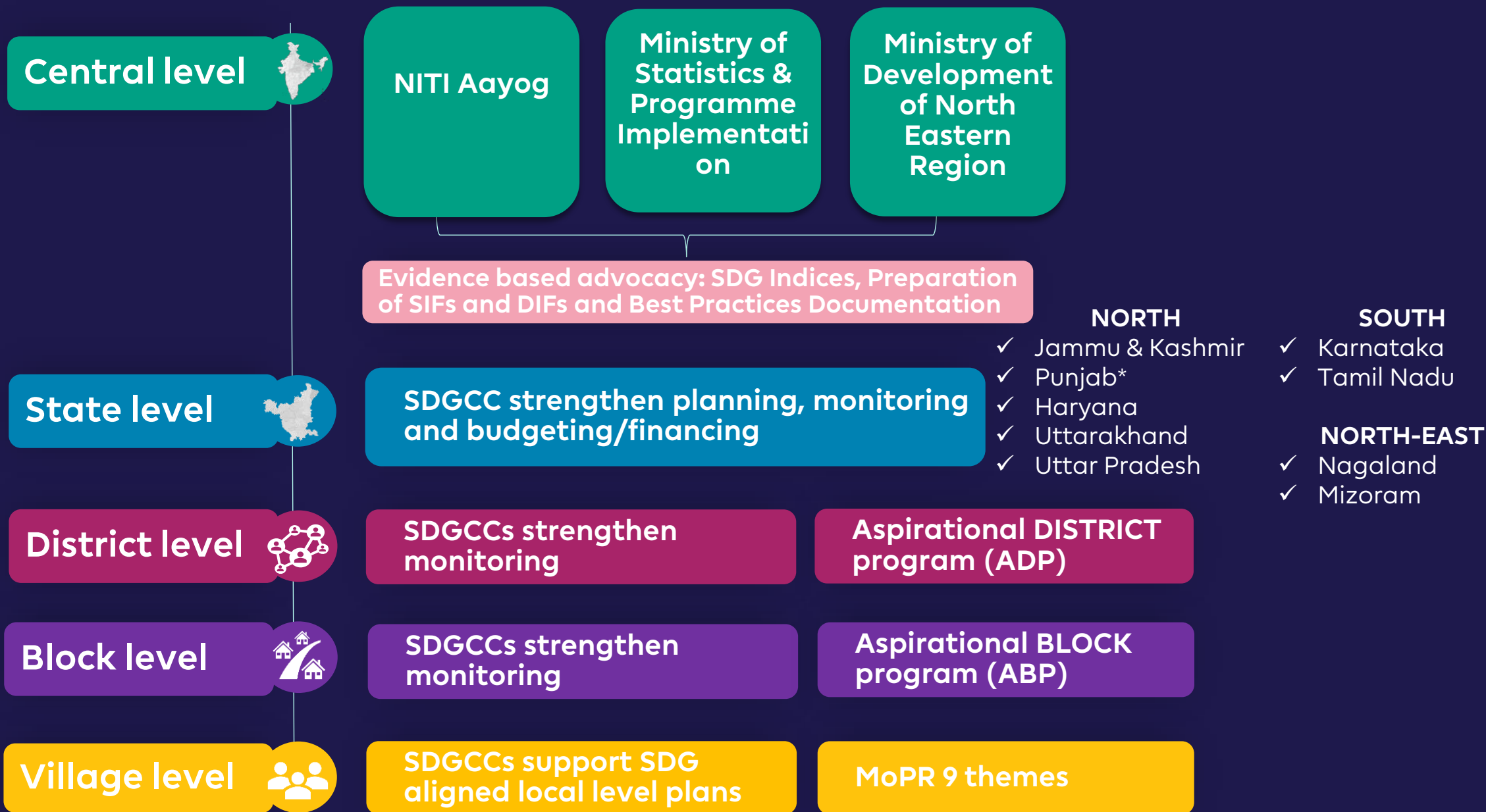


# Monitoring SDGs in India

## Experiences at the subnational level





# UNDP India – Support to Localisation of SDGs




# Data-based Policy Tools and Knowledge Products


## The SDG India Index Series





## NER SDG Index





## MPI



## India's Voluntary National Review at the HLPF



## Localising SDGs



## Data Dashboards



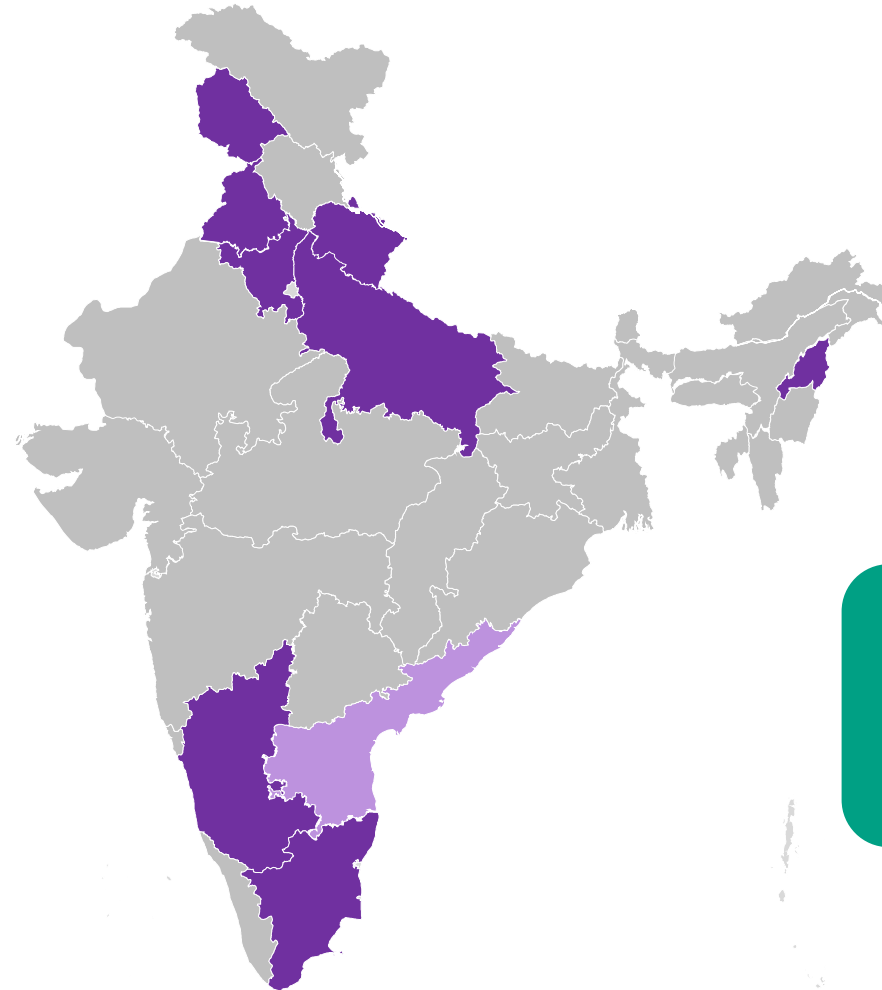


# SDGCCs in India: Presence in States and Union Territories



SDGCCs have been established in Haryana, Punjab\*, Uttarakhand, Nagaland, Karnataka, Uttar Pradesh, Jammu & Kashmir and Tamil Nadu under the partnership of UNDP and state governments.

\* Punjab SDGCC is completed and handed over



SDGCCs have been successful in fostering partnerships between people and governments in localizing SDGs to states, districts and to some gram panchayats.

Powered by Bing  
© GeoNames, Microsoft, TomTom

# Illustration 1: NER District SDG Index



## North Eastern Region District SDG Index

India's First Regional District-level SDG Index

An initiative by NITI Aayog and Ministry of Development of North Eastern Region

[Explore the Index](#)

[Explore the SDG India Index](#) ↗

# Objectives of NER District SDG Index



To enable the States and Districts to **identify critical sectoral gaps**



To inform sectoral and sub-regional **resource allocation**



To institute a comprehensive **progress monitoring and ranking tool** at the district level in social, economic, and environmental sectors



To promote **competition and peer learning** in the region among States and districts



To fast-track **SDG achievements and balanced regional development** in NER



# Highlights

## Sector coverage

**84 indicators** to measure progress across 15 SDGs, in the areas of:  
poverty reduction | nutrition | health | education | women empowerment | water and sanitation | clean energy | economic growth | industry | infrastructure | reduced inequalities | urban development | climate action | forests | governance

## District coverage

**103/120 districts covered:** 17 districts could not be included due to non-availability of data for at least 80% of State sourced indicators

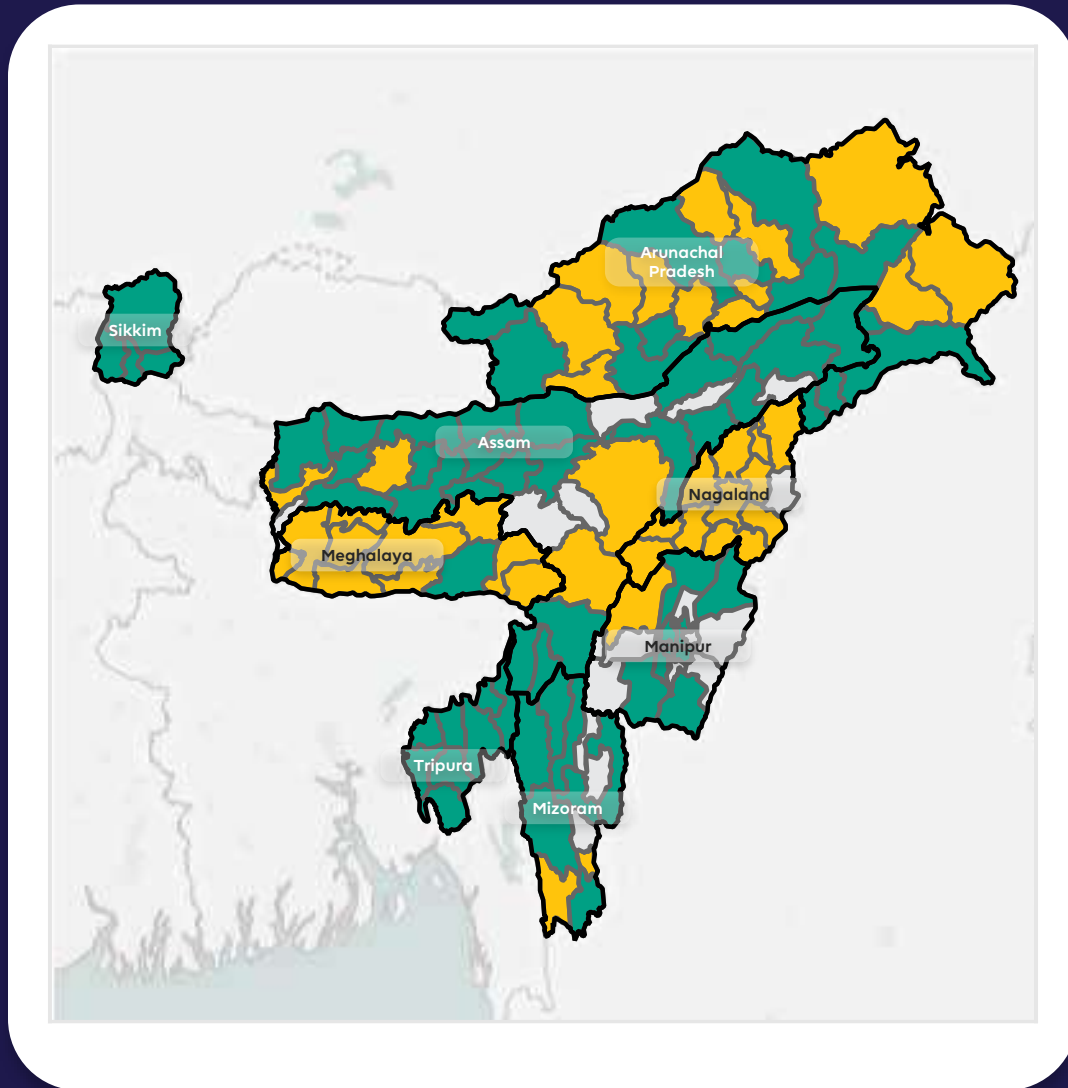
## Data sources

Data for **51 indicators**: directly sourced from **States**  
Data for **33 indicators**: sourced from **Union Ministries**

## Data periodicity

Data for **78 indicators**: from **2019 or later**  
Data for **6 indicators**: from **before 2019**

# District-level SDG performance monitoring



## Utilizing the Index for Gap-based Targeting

### GUIDELINES FOR THE PRIME MINISTER'S DEVELOPMENT INITIATIVE FOR NORTH EAST REGION (PM-DevINE) SCHEME

#### 1. Introduction

A new scheme, Prime Minister's Development Initiative for North-East Region (PM-DevINE) was announced in the Union Budget 2022-23. An initial allocation of Rs 1,500 crore was made along with an initial list of projects (**Annexure-A**).

- v. NITI Aayog and MDoNER, in collaboration with UNDP, have prepared the NER District SDG (Sustainable Development Goal) Index (Baseline Report 2021-22), which inter-alia points the SDG gaps at district level in the Region. This Report (and its updates) would increasingly be used for project identification and formulation under PM-DevINE. The Concept Paper/ Notes of proposed projects would invariably include justification of the project also in terms of the identified SDG gaps.

# Illustration 2: Uttarakhand



**SDG Monitoring Tool**  
Government of Uttarakhand



## About Sustainable Development Goals(SDGs)

The Sustainable Development Goals(SDGs) are an ambitious commitment by the world nations which set out a universal and an unprecedented agenda that embraces economic, environmental and social aspects of the societies. The progress of the world to meet the SDGs, largely depends on India's progress.

**42**

Targets

**181**

Indicators

**27**

Departments

Overall SDG Index

2023-24



[Back to SDGs](#)



Area	SDGs	2023-24	2022-23
Uttarakhand		72	73
Nainital		79	77
Dehradun		76	75
Uttarkashi		74	74
Garhwal		72	73
Bageshwar		72	75
Champawat		72	73
Tehri Garhwal		71	72
Rudraprayag		69	72
Chamoli		67	74
Pithoragarh		63	67
Almora		63	68
Udham Singh Nagar		62	60
Haridwar		62	64

Rating: 0 Achiever (>99) 10 Front Runner (65-99) 4 Performer (50-64) 0 Aspirant (0-49)

0 Information Unavailable


# Early Adopters: SDG Monitoring in Uttarakhand

- Uttarakhand Vision 2030 launched in 2017-18
- Six working group formed for finalizing the SIF identifying 369 indicators
- District Indicator Framework: 125 indicators
- District-specific SDG Vision prepared for all the districts in 2021
- Developed the District SDG Index: updated each year (going back to 2015-16)
- Capacity building on SDGs and SDG Data Ecosystem through the workshops, trainings, interactive seminars for district level officers, CBOs, NGOs etc

## District factsheet for District Magistrates




## Progress Reports



## Action Plan for Fast Tracking SDGs



## Training Need Assessment



# Illustration 3: Uttar Pradesh

Focus on outcome targeting based on SDG India Index 4.0 indicators and closing the gaps through monitoring and reviews





# Progress Review at the highest level

In depth analysis

## **SDG India Index- 4.0 (Provisional), July- 2022**

<b>Total Indicators</b>	<b>113</b>
Indicators "Above National Average"	45
Indicators "Equal to National Average"	05
Indicators "Below National Average" (Micro Action Plan Developed)	63

<b>Indicators "Below National Average" 63</b>		<b>Indicators "Below National Average" 63</b>	
<b><u>20.09.2023</u></b>		<b><u>29.02.2024</u></b>	
Number of Indicators progress improved "Above National Average"	06	Number of Indicators progress improved "Above National Average"	07
Number of Indicators progress improved	27	Number of Indicators progress improved	25
Number of Indicators with no change in progress	02	Number of Indicators with no change in progress	02
Number of Indicators with progress declined	09	Number of Indicators with progress declined	10
Number of Indicators with no new published data	19	Number of Indicators with no new published data	19

Note- **Indicator- 6.1** (Percentage of rural population getting safe and adequate drinking water within premises through Pipe Water Supply (PWS))  
**Indicator- 8.4** (Percentage of regular wage/ salaried employees in non-agriculture sector without any social security benefit)

# Progress Review at the highest level

Catalyze action plans to bridge the outcome gaps

Goal 8: Decent Work and Economic Growth

Nodal - MSME Dept.

S.	Indicator Name	Source	Data Period	Overall Performance				Current Progress			
				Index 3.0		Index 4.0		U.P	India	Trend	Data Source
				U.P	India	U.P	India				
8.1	Annual real growth rate of GDP (constant prices ) per capita (%) <b>Lead Dept-</b> <u>MSME</u> , Industry and Infrastructure Development & Mining, Agriculture	<u>GVA / NSVA database</u> , <u>MoSPI</u>	2020-21 (as on 15th March 2022)	3.74	5.1	-5.67	-7.59	8.7	6.1	↑	DES 2022-23
8.2	Unemployment rate (%) (15-59 years) <b>Lead Dept-</b> <u>Labour &amp; DES</u>	<u>MoSPI</u> , PLFS	July 2020-June 2021	6.2	6.2	4.6	4.6	2.60	3.40	↑	PLFS 2022-23
8.3	Labour force participation rate (%) (15-59 years) <b>Lead Dept-</b> <u>Labour &amp; DES</u>	<u>MoSPI</u> , PLFS	2019-20	44.4	53.60	51.50	58.40	56.90	61.60	↑	PLFS 2022-23
8.4	Percentage of regular wage/ salaried employees in non-agriculture sector without any social security benefit <b>Lead Dept-</b> <u>Labour &amp; DES</u>	<u>MoSPI</u> , PLFS	July 2020-June 2021	59.4	51.9	62.70	53.80	65.30	53.90	↓	PLFS 2022-23

# Key Takeaways

## SDG Monitoring 2015-2024 and beyond

- For raising awareness and mainstreaming the SDG framework at the national and subnational levels



- For identifying gaps and relative performance



- For formulating policy action and interventions

- Update and enhance SIFs and DIFs based on latest NIF and SDG India Index

- Alignment of the LIF to existing SIF and DIF

- Significance of developing reports/dashboards and publishing it in the public domain

- Augment capacity on SDG monitoring at the department and district levels

**Emphasize on the Process for Inter-departmental buy-in**

**Public data**

**Developing Institutional Memory**





Thank You



# SDG Knowledge Hub

One-stop Portal for Cross-learning and Resources

<https://sdgknowledgehub.undp.org.in/>

The screenshot displays the SDG Knowledge Hub website interface. At the top, there are logos for UNDP and the SDG Knowledge Hub, along with the text "Supported by UNDP Seoul Policy Centre". The navigation menu includes "Home", "E-Learning", "SDG@School", "Resources", and "Localisation". A search icon and language selector "En" are also present. The main banner features a group of children holding educational cards, with the text "E-LEARNING COURSES" and "Browse our learning resources on the Sustainable Development Goals". Below the banner, the course details are shown: "Institution: UNDP India And UNDP Seoul Policy Center", "Language: English", and the course title "Understanding the SDGs to Transform Development". Additional details include "Course Duration: Open Ended", "Course Type: Self-Paced", and "Beginner" level. A sidebar on the right indicates the course is "Free" and provides social media sharing options (Facebook, Twitter, LinkedIn, Instagram, Email) and a "Start Now" button. At the bottom, there are tabs for "Overview", "Learning Objective", and "Structure". The "Overview" tab is active, showing a welcome message: "Hello! Welcome to the course, 'Understanding the SDGs to Transform Development!'". The text below explains the course's purpose: "This course aims to introduce the learner to the 2030 Agenda and its key elements. The course covers aspects related to the 17 SDGs, their monitoring, evaluation and review while also introducing the learner to the idea of 'Localising the SDGs'. It also touches upon the importance of partnerships and financing to meet the global goals. A dedicated module on understanding the SDGs through the Indian context has been provided to showcase the progress made by the country towards meeting the targets set in the Agenda 2030 of the".

# Localization of SDGs through PRIs

12 August 2024

Vikas Anand, Joint Secretary  
MoPR



# Panchayat Statistics

No. of PRIs in the country : 2,62,648

No. of Gram Panchayats : 2,55,303

No. of Block Panchayats : 6,683

No. of District Panchayats : 662

No. of Traditional Bodies : 16097

No. of Elected members of PRIs : 31.47 lakh

No. of Elected Women Representatives : 14.54 lakh

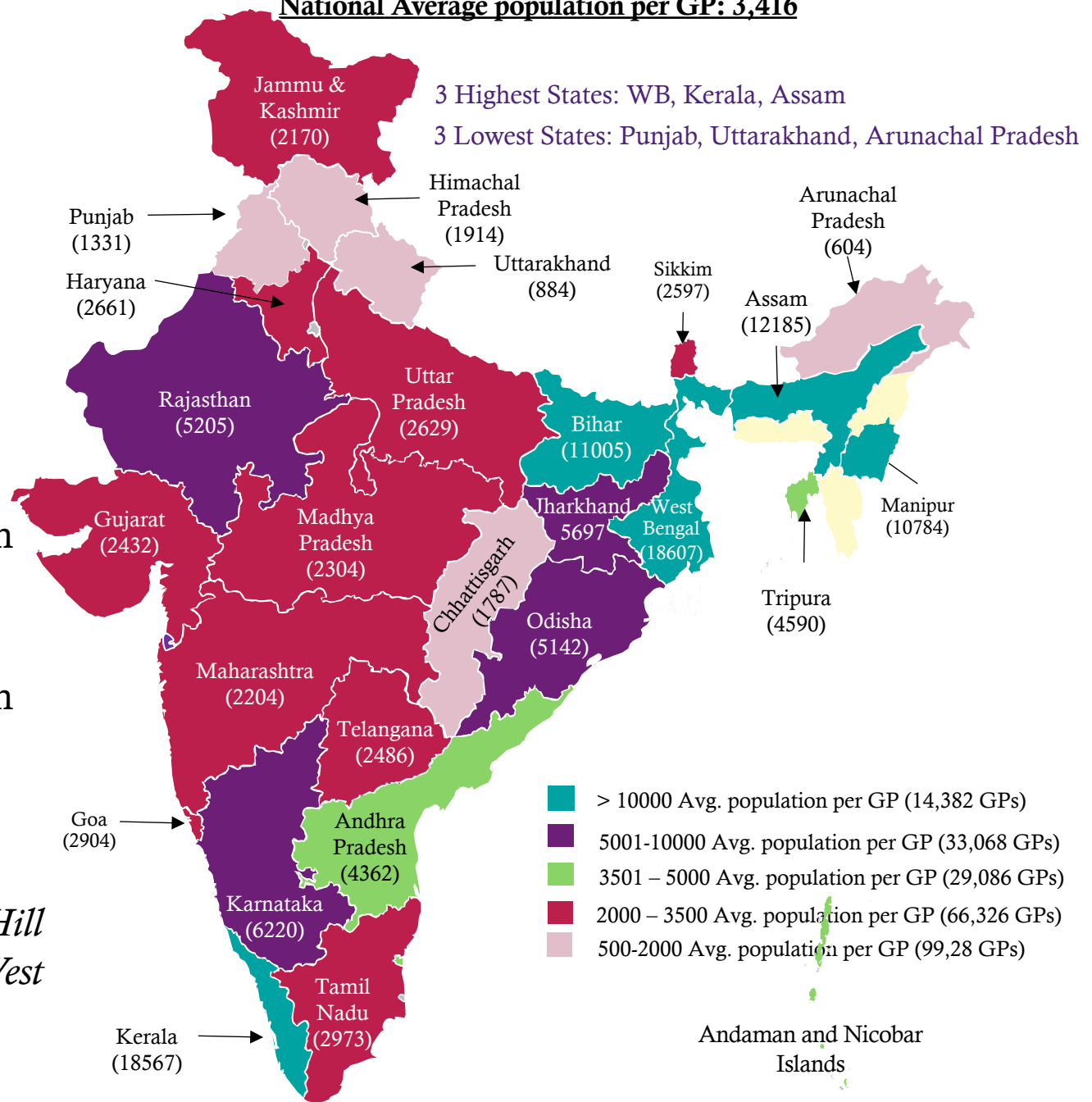
Areas not covered by PRIs (Non Part IX):

*Meghalaya, Mizoram, Nagaland & parts of Hill areas of Manipur, district Darjeeling, West Bengal, parts of Assam and Tripura*

**Source: LGD portal & Annual report**

# Avg. population per GP

**National Average population per GP: 3,416**





# Sustainable Development Goals (SDGs)


India is a signatory to UN Sustainable Development Goals (SDGs) 2030 agenda consisting of 17 Goals and 169 targets

India's National Development Goals : *"Sab ka saath, sab ka vikas"*

*National Development Agenda is mirrored in the SDGs*

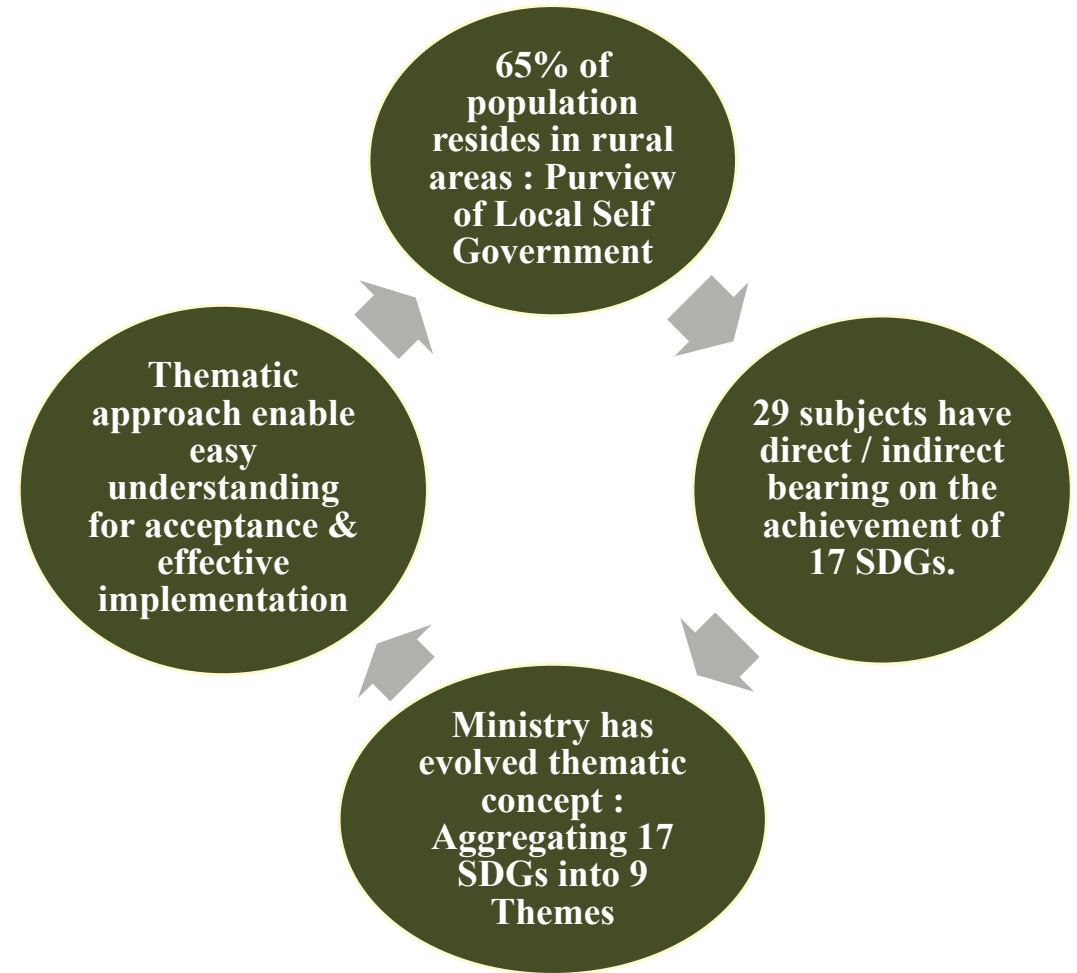
Multi-stakeholder partnership  
Cornerstone of the 2030 Agenda  
: *'Whole of Government'*  
complemented with *'Whole of Society'* approach

Principle of universality:  
*'Leave No One Behind'*.






## Significance Localization of Sustainable Development Goals (LSDGs)



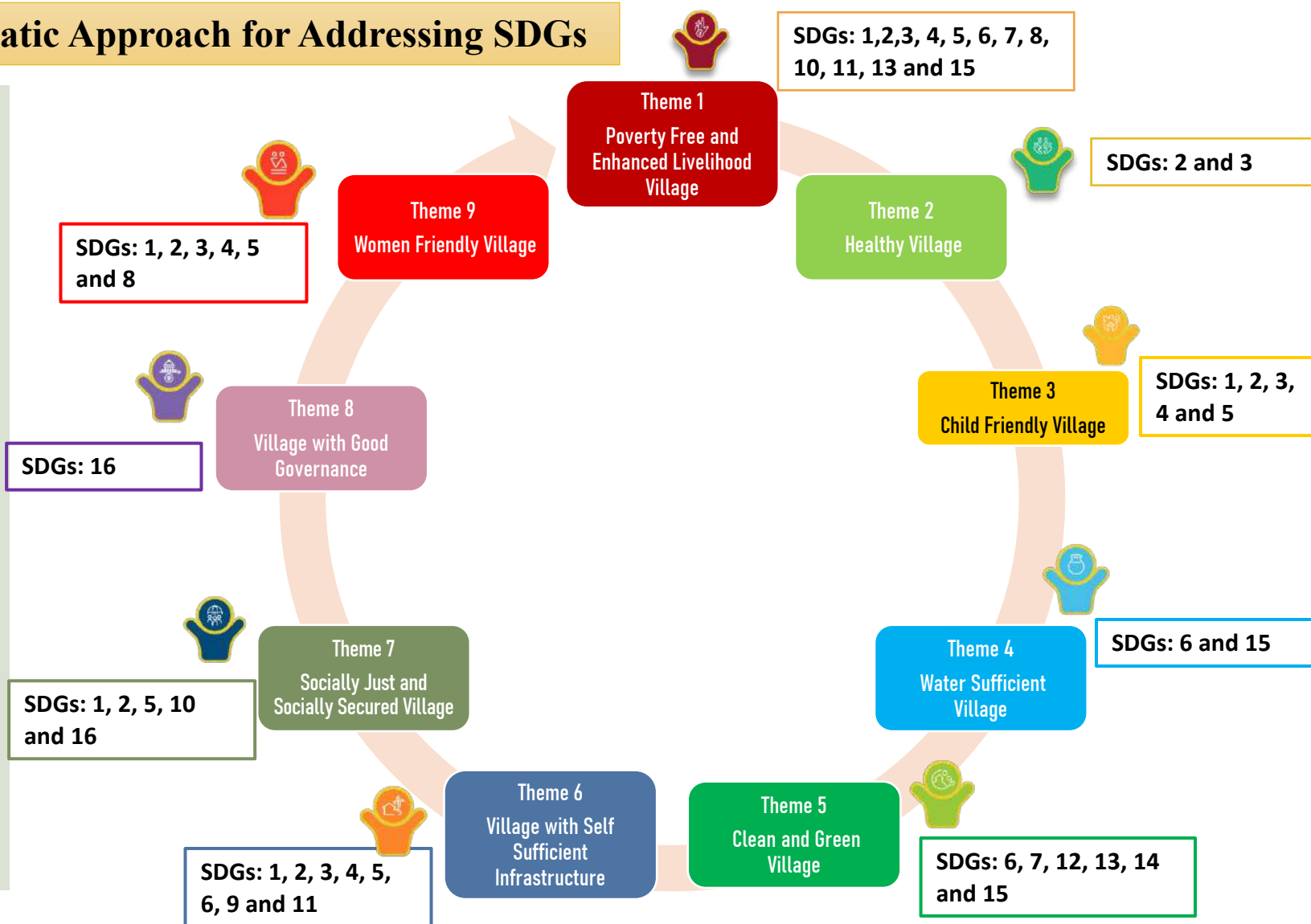


# Panchayats and SDGs

- **National Commitment to achieve SDGs by 2030.**
  - **MoPR taking forward the goal of attaining SDGs with PRIs by Localization of SDGs through 9 themes.**
  - **Panchayats are Central to attaining 2030 Agenda of SDGs.**
  - **Panchayat Leaders role is extremely important in this.**
- 

## Thematic Approach for Addressing SDGs

- MoPR setup an Expert Group on ‘Localization of SDGs through Panchayati Raj Institutions’ to provide **guidance on localization of SDGs**
- Expert Group recommended **9 themes with Local Targets aligned to the National Targets**
- Each theme covers many SDGs, which in turn mapped to different ministries & schemes. Mapping result in convergence of resources and augment availability at Panchayat level





## Stakeholders in LSDGs

- Central Ministries / Departments
- State Governments/UT Administrations
- IGOs (UN) Agencies , CBOs, Academic Institutions etc
- Panchayati Raj Institutions (PRIs)


**“Whole of Government and Whole of Society approach”**





## Mapping of Themes, SDGs and Ministries

Theme No.	Theme	SDGs mapped	Nodal Ministry	Key Ministries/ Departments
1.	Poverty Free Village	1,2,3, 4, 5, 6, 7, 8, 10, 11, 13 and 15	Rural Development	Agriculture & Farmers welfare, Animal Husbandry, Fisheries, Skill Development
2.	Healthy Village	2 and 3	Health & Family welfare	AYUSH, Women & Child Development, Drinking Water and Sanitation
3.	Child-Friendly Village	1,2,3,4 and 5	Women & Child Development	School Education & Literacy, Health & Family welfare, Drinking Water and Sanitation



## Mapping of Themes, SDGs and Ministries

Theme No.	Theme	SDGs mapped	Nodal Ministry	Key Ministries/ Departments
4.	Water Sufficient Village	6 and 15	Water Resources, River Development & Ganga Rejuvenation	Drinking Water and Sanitation, Agriculture & Farmers welfare, Land Resources
5.	Clean and Green Village	6, 7, 12, 13, 14 and 15	Drinking Water & Sanitation	Environment, Forest & Climate Change, New & Renewable Energy, Agriculture & Farmers welfare
6.	Village with Self-sufficient Infrastructure	1,2,3,4,5,6, 9 and 11	Panchayati Raj	Rural Development, Electronics & Information Technology and Telecommunication

# Mapping of Themes, SDGs and Ministries

Theme No.	Theme	SDGs mapped	Nodal Ministry	Key Ministries/ Departments
7.	Socially Just and Socially Secured Villages	1,2,5,10 and 16	Social Justice and Empowerment	Empowerment of Persons with Disabilities, Food & Public Distribution, Tribal Affairs, Rural Development
8.	Village with Good Governance	16	Panchayati Raj	Electronics & Information Technology, Telecommunication,
9.	Women Friendly Village	1,2,3,4,5 and 8	Women & Child Development	Health & Family welfare, Rural Development, Skill Development







# Approaching Localizing SDGs through PRIs


## Central Ministries

- Nodal Officers
- Inter-Ministerial Consultations
- Mapping of LIF
- Convergence: CB&T, IEC, Best Practices, Incentivization, Training Modules
- Shared Data
- Joint Advisories

## State Governments


- Nodal Officer for LSDGs
- Constitution of Inter-Department Committee
- Sharing of Training Modules on SDGs – Brochure/ Flyer for translation
- Theme based Regional Workshops
- IEC Campaigning – disseminating through GPs
- Inter-departmental Committee

## Panchayats

- Theme based Panchayat Seminars to orient Elected Representatives & Functionaries of PRIs on localization of SDGs through addressing different thematic area
  - Special Gram Sabha on ***Sankalp*** by the Panchayat on each theme
  - Reflection of local targets and local actions into GPDP in synchronization with ***Sankalp***
  - Implementation of ***Low Cost No Cost*** Activities
  - Inclusion of flagship schemes in plan
  - Strengthening Standing Committee
- 



# National Thematic Workshops

- National workshop on Localization of SDG's on Theme-6 (Self-sufficient Infrastructure) was organised in **Chandigarh, Punjab on 22-23 August 2022.**
  - National workshop on Localization of SDG's on Theme-4 (Water sufficient village) and Theme-5 (Clean Village) was organised in **Pune, Maharashtra on 22-24 September 2022.**
  - National work shop on Localization of SDG's on Theme-1 (Poverty Free and Enhanced Livelihood Village) was organised in **Kochi, Kerala on 14-16 November 2022.**
  - National workshop on Localization of SDG's on *Theme-3: 'Child-Friendly Village'* and *Theme-9: 'Women-Friendly Village'* was organised in **Bhubaneshwar, Odisha on 17-19 February, 2023.**
  - National workshop on Localization of SDG's on *Theme-8: 'Village with Good Governance'* was organised in **Srinagar, Jammu & Kashmir, on 21-23 August, 2023.**
  - National workshop on Localization of SDG's on *Theme-2: 'Healthy Village'* was organised in **Tirupati Andhra Pradesh, on 18-20 January, 2024.**
- 



## Panchayat Development Index

- **Comparative Index** to measure progress in 9 themes of LSDGs at Panchayat level
  - Identify **developmental gaps for planning for prioritizing development**
  - Helps in **evidence-based policy** formulation
  - Creation of **Baseline**
  - Measure **incremental progress** on LSDGs over successive years
- **Grading** of Panchayats based on progress in achievement of LSDGs
- Prepare **Report Card** to visualize performance of GPs on different local indicators
- **No Inter-State comparison** planned as of now
- States/Districts can compare GPs on
  - ✓ LSDG thematic scores on each theme
  - ✓ composite PDI scores



## Theme wise Local Indicators

S. No.	Themes	SDGs	NIFs	Local Targets	LIF
1.	<b>Poverty Free and Enhanced Livelihood Village</b>	<b>1,2,3,4,5,6,7,8,10,11,13,15</b>	<b>18</b>	<b>16</b>	<b>37</b>
2.	<b>Healthy Village</b>	<b>2 &amp; 3</b>	<b>20</b>	<b>10</b>	<b>23</b>
3.	<b>Child Friendly Panchayat</b>	<b>1,2,3,4 &amp; 5</b>	<b>22</b>	<b>17</b>	<b>85</b>
4.	<b>Water Sufficient Panchayat</b>	<b>6 &amp; 15</b>	<b>7</b>	<b>11</b>	<b>30</b>
5.	<b>Clean and Green Panchayat</b>	<b>6,7,12,13,14,15</b>	<b>15</b>	<b>13</b>	<b>41</b>
6.	<b>Panchayats with Self Sufficient Infrastructure</b>	<b>1,2,4,5,6,9,11</b>	<b>8</b>	<b>11</b>	<b>161</b>
7.	<b>Socially Just and Socially Secured Panchayat</b>	<b>1,2,5,10,16</b>	<b>25</b>	<b>21</b>	<b>70</b>
8.	<b>Good Governance Panchayats</b>	<b>16</b>	<b>2</b>	<b>25</b>	<b>79</b>
9.	<b>Women friendly</b>	<b>1,3,4,5 &amp; 8</b>	<b>29</b>	<b>20</b>	<b>51</b>
			<b>146</b>	<b>144</b>	<b>577</b>



## Architect of Local Indicator Framework on PDI Portal

**Local  
Indicator  
Framework**

**577**

**577**

**Common/  
Mandatory  
Indicators**

**384**

**384 (Unique)**

**Specific/  
Optional  
Indicators**

**124**

**124 (Unique)**

**Total  
Unique  
Indicators**

**508**

**(384+124)**


**Unique  
Data Points**

**638**

**484 Mandatory &  
159 Optional data  
points**



# Grading on PDI Score



**A+**

**Achiever (90)**

**प्राप्तकर्ता (90)**

**A**

**Front Runner  
(75-90)**

**अग्रणी (90)**

**B**

**Performer  
(60-75)**

**प्रदर्शनकर्ता (90)**

**C**

**Aspirant  
(40-60)**

**आकांक्षी (40-60)**

**D**

**Beginner  
(0-40)**

**शुरुआती (0-40)**

# Panchayat Report Card

## Gram Panchayat Performance Report



GP Name Filter  
(Haripur)



Total GP's in Block  
14

PDI Value  
49

PDI Rank  
12

Block PDI  
55

District PDI  
55

State PDI  
56.9



Poverty Free Village

Score: 52.51  
Rank: 13  
Grade: C



Healthy Village

Score: 74.9  
Rank: 10  
Grade: B



Child Friendly Village

Score: 46.04  
Rank: 11  
Grade: C



Water sufficient Village

Score: 19.23  
Rank: 14  
Grade: D



Clean and Green Village

Score: 36.11  
Rank: 13  
Grade: D



Village with Self-Sufficient  
Infrastructure

Score: 77.51  
Rank: 5  
Grade: A



Socially Secured Village

Score: 47.09  
Rank: 14  
Grade: C



Village with Good Governance

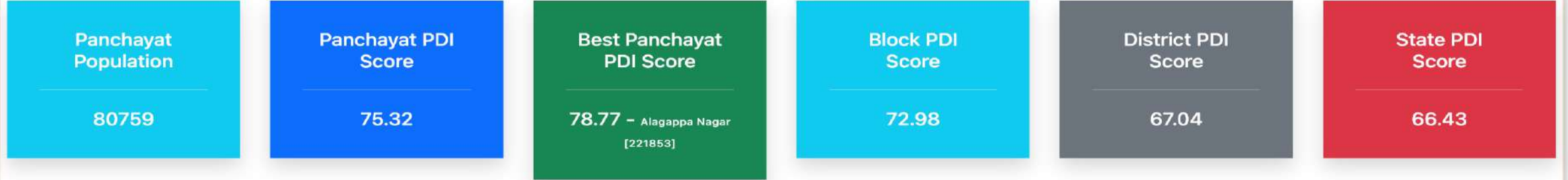
Score: 64.02  
Rank: 13  
Grade: B












Women Friendly Village

Score: 55.17  
Rank: 13  
Grade: C

# Provisional Score Card (PDI Portal)




## Thematic Grading & Score Details

Theme	Grade	No.of +ve Indicators	No.of -ve Indicators	Thematic Panchayat Score	Thematic Block Score	Thematic District Score	Thematic State Score
 Theme 2 - Healthy Village	A+	7	10	91.67	90.23	85.62	86.04
 Theme 1 - Poverty Free and Enhanced Livelihoods Village	A	22	6	81.41	78.72	72.16	71.84
 Theme 9 - Women Friendly Village	A	27	9	80.27	77.57	69.19	68.22
 Theme 8 - Village with Good Governance	A	64		78.53	74.89	67.90	66.03
 Theme 7 - Socially Just and Socially Secured Village	B	35	17	74.28	71.08	66.90	65.65
 Theme 3 - Child Friendly Village	B	63	17	71.89	70.34	69.40	68.07
 Theme 5 - Clean and Green Village	B	19		68.41	67.06	61.77	60.70
 Theme 4 - Water Sufficient Village	B	15	1	68.01	64.94	55.79	57.88
 Theme 6 - Self-sufficient Infrastructure in Village	B	112	1	66.73	65.40	60.25	59.08






## Strategy for Implementation

- MoPR Online Database Management Application for collection & validation of data as well as Computation of PDI ([www.pdi.gov.in](http://www.pdi.gov.in))
  - Need based modification in indicators done in consultation with State/UT
  - Use of Validated database of Ministries/Department through data integration
  - Institutional Arrangement made for rolling out PDI across the Country
  - Intensive Capacity Building & Training of all stakeholders
  - PDI data for Incentivization of Award and Thematic GPDP Preparation
- 



## PDI : CPR

- **Though MoPR is anchoring PDI, but it is a **Common Property Resource**.**
  - **Contributing Ministries/ Department can get a dedicated login to view & download.**
  - **PDI Data can be used by any Govt. Agency**
  - **MoPR and NIC will endeavour for seamless online data sharing.**
- 



Collaborative Efforts to translate  
2030 Agenda of SDGs into Local  
Goals through empowering Local  
Self Government





# Haryana SDG Budgeting

Sustainable Development Goals Coordination Centre  
Swarna Jayanti Haryana Institute for Fiscal Management



12th August, 2024



# Presentation Flow

**Part 1:** SDG Budgeting

**Part 2:** SDGs in Haryana

**Part 3:** SDG Budgeting Process in Haryana

**Part 4:** Budgetary Reforms

**Part 5:** Monitoring and Evaluation

**Part 6:** Way Forward



# SDG Budgeting

Integrating SDG targets into government budgeting processes to ensure that financial allocation contribute to achieving SDGs



## 1 Alignment

To align financial resources with sustainable development priorities



## 2 Transparency and Accountability

Enhances transparency and accountability



## 3 Tracking

Facilitates progress tracking towards sustainable development



# SDGs in Haryana

- Introduced SDGs in 2017
- Pioneers the concept of drafting SDG Vision 2030
- Vision based on the inputs given by 7 working groups chaired by ACS level officers of Government of Haryana
- Provided insights on SDGs Vision, Current Situation and Targets 2030
- Established country's first SDG Coordination Centre (SDGCC) in 2018





# Institutionalize Implementation – SDGCC



Swarna Jayanti Haryana Institute  
for Fiscal Management (SJHIFM)



## SDGCC MISSION

The state of Haryana is empowered, prepared and fully equipped with technical knowledge, capacity, resources & systems to implement and achieve the ambitious targets it has set for itself in SDG VISION 2030



**SDG Coordination Centre (SDGCC)**  
Established on August 2018

- \*Capacity building center, Think tank, knowledge center
- \*Responsible for initiating action for convening on SDG related issues







# SDG Budgeting Process

## Tools and Techniques

- Studied Budget heads
- Examined state budget portal OBAMAS
- Prepared formats for Alignment
- Conducted meetings with departments
- Excel and word based formats used initially

**01**

**Mapping SDG Targets to State Programs and Schemes**

**02**

**Identifying relevant departments**

**03**

**Budget aligned with SDG targets**

**04**

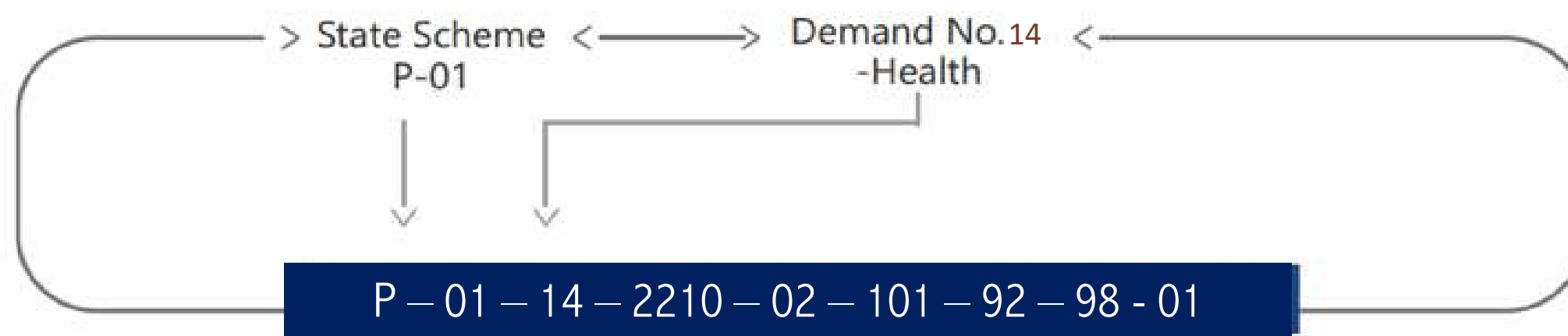
**Monitoring and Evaluation of SDG – related expenditures**



# Budget Head, Department and Scheme

## Budget Head (Example):

P-01-14-2210-02-101-92-98-01- Strengthening of District  
Ayurveda Offices





# State Budget Portal Customization

Online Budget Allocation Monitoring & Analysis System

User: Planning UNDP,FD Planning UNDP    Operations    Reports    Logout

Insert / Edit Physical Targets  
Insert / Edit SDG Goals  
Your Password

Designed & Maintained by National Informatics Center, Haryana

Operations  
Insert / Edit Physical Targets  
Insert / Edit SDG Goals  
Change Your Password

Back    Insert/Edit SDG Goals

Plan Head: 01 - Agricultural And Allied Activities    Plan SubHead: 01 - Crop Husbandry  
Schemes: P-01-07-6401-51-190-98-51- Financial Assistance to Private Sugar Mills for making payments to the cane growers in Haryana  
Plan Code : 01-Agricultural And Allied Activities    Plan Subcode : 01-Crop Husbandry

Revise Year 2022-23     Next Year 2023-24

**Current Year 2022-23**

State Share	100000 ₹	Original Budget	100000 ₹
Centre Share	0 ₹	Revised Budget	100000 ₹
Other Center Share	0 ₹	Budget Released	100000 ₹
Others	0 ₹	Expenditure (Till Date)	0 ₹

**Next Year Plan 2023-24**

Next Year Plan (in ₹)

Total Next Year Proposal Outlay (out of Which)	100000
(i) State Share	100000
(ii) Centre Share	
(iii) SCSP State Share	
(iv) SCSP Center Share	
(v) Loan Component	
(vi) Rural (%)	
(vii) Urban (%)	
(viii) Woman (0-100 %)	

(viii) SDG Goal: Zero Hunger - 02

Select Targets

Select Indicators

Selected Indicators : 2.a.2

Outcome of the Scheme: Financial assistance to cane grower of private sugar mills

Provision is made in Online Budget Allocation Monitoring & Analysis System to update SDG Goals, Targets and physical performance of the schemes

SDG Goal, Target and Indicator Mapping



# Templates Developed

Scheme	Scheme	SDG Goal	SDG Target	SDG Indicators	BE 2023-24 (In Lakhs)	Budget Revised 2023-24 (In Lakhs)	Budget Allocated 2023-24 (In Lakhs)	Till Date 2023-24 Expenditure (In Lakhs)	Scheme Objective	Outcome	Outcome Indicator	Output Indicator Target	Major Component/Activities	Outputs	Output Indicators	Indicator Unit (Percentage, Ratio, Number)	Physical Target 2023-24	Physical Achievement 2023-24	Remarks/ Risk Factor	Physical Target FY 2024-25
<b>Treasury and Accounts</b>																				
Accounts Training Institute	P-01-06-2054-51-003-99-51-R-V- Accounts Training Institute				106.5	106.5	106.5	66.77												
Development of IT Infrastructure for Pension and related activity by PAG, Haryana	P-01-06-2054-51-095-94-51-R-V- Development of IT Infrastructure for Pension and related activity by PAG, Haryana				30	30	30	3.48												
Integrated Finance and Human Resource Management Information System	P-01-06-2054-51-095-96-51-N-V- Integrated Finance and Human Resource Management Information System				320	305	305	88.02												
Creation of employee and pension data base with Thirteenth Finance Commission Grant	P-01-06-2054-51-095-97-51-R-V- Creation of employee and pension data base with Thirteenth Finance Commission Grant				2	2	2	0												
CRA Service Charges	P-01-06-2054-51-095-98-51-R-V- CRA Service Charges				280	280	280	182.7												
Headquarter Staff -Establishment Expenses	P-01-06-2054-51-095-99-98-R-V- Headquarter Staff -Establishment Expenses				910	960	960	552.73												
Provision of Basic Infrastructure in the Treasuries/Sub-Treasuries for congenial working condition in the public interest	P-01-06-2054-51-097-98-51-N-V- Provision of Basic Infrastructure in the Treasuries/Sub-Treasuries for congenial working condition in the public interest				50	50	50	0												
Treasury Staff -Establishment Expenses	P-01-06-2054-51-097-99-98-R-V- Treasury Staff -Establishment Expenses				4792.93	4757.93	4757.93	2855.53												
P-01-06-2054-51-792-51-51-R-V- NA	P-01-06-2054-51-792-51-51-R-V- NA				0.01	0.01	0.01	0												
Provision for State budget Preparation Exercise & Control -Establishment Expenses	P-01-06-2054-51-800-99-98-R-V- Provision for State budget Preparation Exercise & Control -Establishment Expenses				78	78	78	0.05												
Defined Contribution Pension Scheme of Haryana Legislature -Government Contribution to Mahatma Gandhi Swavlamban Pension Scheme	P-01-06-2071-01-117-99-98-R-V- Defined Contribution Pension Scheme of Haryana Legislature -Government Contribution to Mahatma Gandhi Swavlamban Pension Scheme				1	1	1	0												
Grant-in-Aid to Haryana State Financial Services Limited	P-01-06-3475-51-115-99-51-R-V- Grant-in-Aid to Haryana State Financial Services Limited				5	5	0	0												
Treasury and Accounts Administration	P-01-06-4059-60-051-72-51-N-V- Treasury and Accounts Administration				32	32	32	0												
Share Capital to Haryana State Financial	P-01-06-4885-01-190-79-51-N-V-				0	15000	15000	0												

## Irrigation and Water Resources Department

**Vision:**  
Sustainable development and efficient management of water resources for optimum and equitable distribution among different competing sectors

**Mission:**

- To develop irrigation infrastructure and related policies, programmes and practices for equitable, effective and efficient use of water for all stakeholders along with conservation of water resources
- To develop drainage infrastructure and related policies, programme and practices to mitigate the effect of floods as well as harvesting of water
- To actively engage with neighboring states and others for getting maximum water resources

**Major Objectives:**

- Efficient, equitable and needful regulation of available water
- Making the existing irrigation conveyance system efficient and to check illegal irrigation
- Protection from floods
- Minimizing the gap between Irrigation potential created and irrigation potential utilized

**Focus areas for 2019-20**

Construction of Canals and Modernization of Canal Network

Satlej Yamuna Link Project

Rehabilitation of Water Bodies

Mewat Canal Feeder

Protection from Floods

- Rehabilitation of 200 water courses
- Construction of Saraswati channel
- 100 works of modernization of canal network
- Reconstruction and renovation of 500 old dilapidated bridges on irrigation canal network
- Construction of 1 dam, 5 new minors and 1 project of micro-irrigation
- 80 works of flood protection and strengthening of drainage network



# SDG Budget Outputs


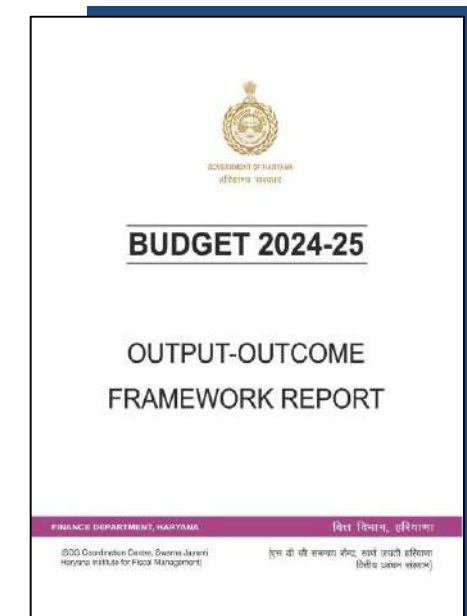
SDGCC designed two reports based on the massive exercise of budget alignment

## Output-Outcome Framework Report

To align the state's public spending, development and welfare efforts with SDGs

## SDG Budget Alignment Report

Department/Scheme wise Budget estimates for each SDGs





GOVERNMENT OF HARYANA  
हरियाणा सरकार

## **BUDGET 2024-25**

# OUTPUT-OUTCOME FRAMEWORK REPORT

# OOMF



- To align the state's public spending, development and welfare efforts with SDGs
- Mapped the department schemes outputs and outcomes
- Measure the physical performance of scheme in align with financial allocations based on the outputs and outcomes
- Contribution of schemes towards the achievement of SDGs
- Strengthening the bond of inter-departmental convergence
- Highlights the key priority areas of the department along with achievements



GOVERNMENT OF HARYANA  
हरियाणा सरकार

## BUDGET 2024-25

# SDG BUDGET ALIGNMENT REPORT



FINANCE DEPARTMENT, HARYANA

वित्त विभाग, हरियाणा

(SDG Coordination Centre, Swarna Jayanti  
Haryana Institute for Fiscal Management)

(एस. डी. जी. समन्वय केन्द्र, स्वर्ण जयंती हरियाणा  
वित्तीय प्रबंधन संस्थान)



# SDG Budget Alignment

- To provide an overview of the budget estimates under each SDG
- Highlights as to how the government departments can deliver expected results & outcomes in an integrated manner
- Department coordination and convergence with other relevant departments, to contribute towards common goals
- To serve as a planning & monitoring tool for departments for resource gap analysis concerning various SDGs and make informed decisions about rationalized resource allocations



# Released Reports

finhry.gov.in/budget-2023-24/

हरीयाणा सरकार GOVERNMENT OF HARYANA

वित्त विभाग, हरियाणा  
**Finance Department, Haryana**  
Government Of Haryana

Home Directory About Us **State Budget** Department Rules and Regulations Ru


Home > State Budget > Budget 2023-24

### Budget 2023-24

- Finance Minister's Speech (Hindi)
- Finance Minister's Speech (English)
- Budget at a Glance 2023-24
- Economic Survey of Haryana 2022-23 (English)
- Economic Survey of Haryana 2022-23 (Hindi)
- Detailed Estimates for Revenue Receipts (Volume I)
- Demands for Grants with Detailed Estimates of Expenditure ( Revenue Expenditure)-(Volume II)
- Detailed Estimates of Capital Expenditure (Volume III)
- Demands for Grants with Detailed Estimates of Revenue and Capital Expenditure (Volume-IV)
- Explanatory Memorandum on Welfare & Development Schemes (Plan Memo)
- Budgetary Transfers to Local Bodies
- Haryana Fiscal Responsibility and Budget Management Act
- Annual Financial Statement & Explanatory Memorandum (F.S. Memo.)
- Statistical Abstract of Haryana 2021-22 (English)
- Statistical Abstract of Haryana 2021-22 (Hindi)
- **SDG Budget Allocation Report**
- **Output-Outcome Framework Report**
- Haryana Handbook of Statistics 2021-22



6 Editions released along with State Budget  
2019-20, 2020-21, 2021-22,  
2022-23, 2023-24, 2024-25,



Reports available on State Finance Portal

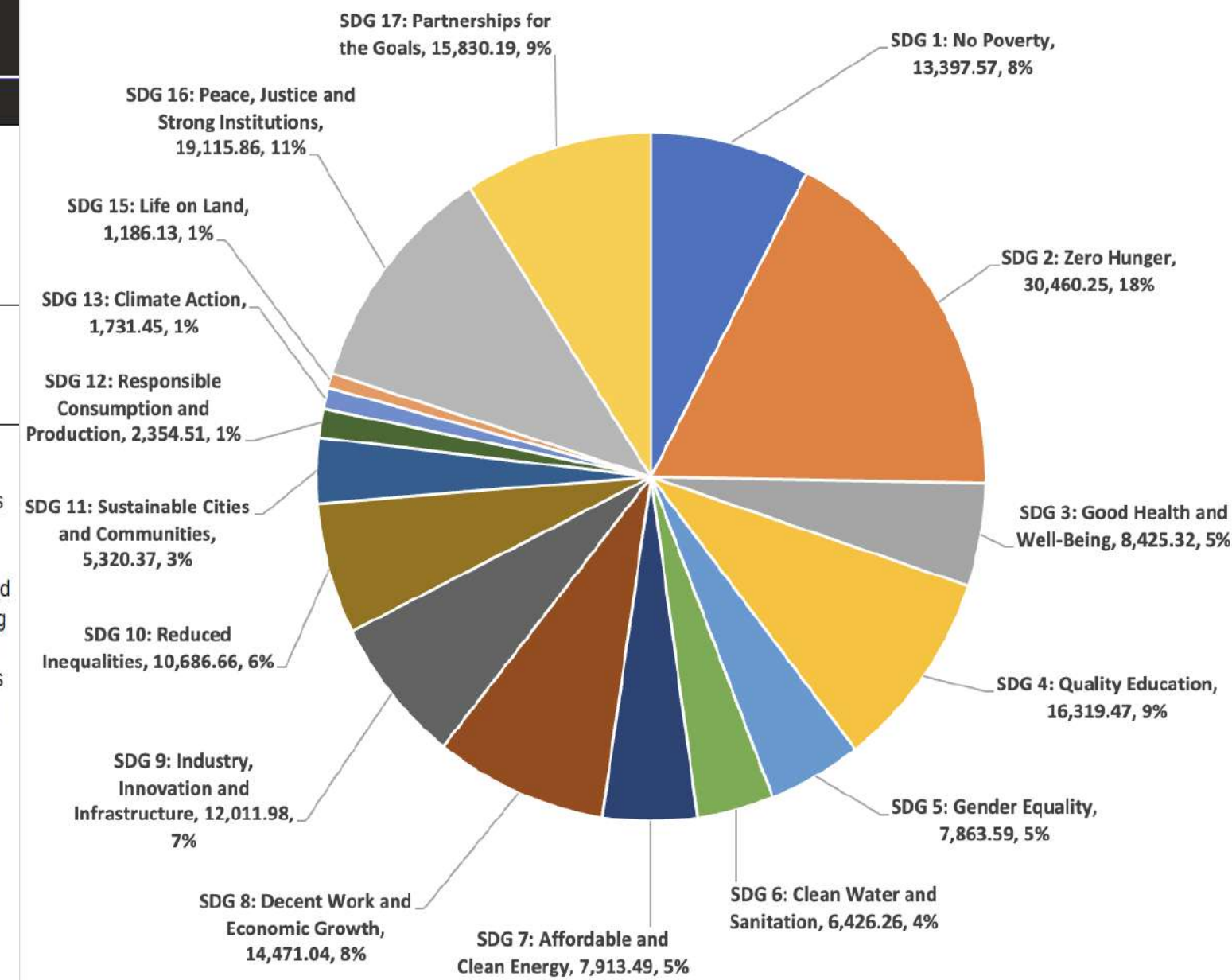




# Reports Glimpse

Scheme	SDG Goal	SDG Target	SDG Indicator	Budget Allocated 2023-24 (In crores)	Proposed BE 2024-25 (in crores)	Scheme Objective	Outcome	Major Components/ Activities	Outputs	Output Indicators	Indicator Unit (Percentage, Ratio, Number, per 1lac population on etc.)	Physical Target 2023-24	Physical Achievement 2023-24	Remarks / Risk Factor
<b>Agriculture and Farmer Welfare Department/ Horticulture</b>														
Headquarter staff	16	16.6	16.6.1	9.78	12.55	Payment of Court Charge/Fine and Honorarium for conducting the departmentally enquiry.	Timely delivery of services. Improvement and transparency.	Percentage of cases disposed off.	Human Resources (SHQ)	No. of Staff	Number	100	100	
						Salary Scheme of HQ and DDA Hisar.	Timely delivery of services.		Human Resources (HQ & Hisar)	No. of Staff	Number	110 Estimated		
Scheme on National Project Management of Soil Health & Fertility	2	2.4	2.4.2	40.65	30	Improvement of the Soil Health. To check the indiscriminate use of the chemical fertilizers. To provide a better quality of products.	Improved soil health, fertility and crop production. Reduction in input costs. Number of Soil Samples issued	<ul style="list-style-type: none"> <li>• Har Khet Swasth Khet</li> <li>• A target for collection and testing of 25 lakh samples has been fixed for the current FY.</li> </ul>	No. of farmers adopting the soil health card.	Soil Samples	In Lakhs	25	25	25 lakh soil samples have been collected & testing of these samples is going on

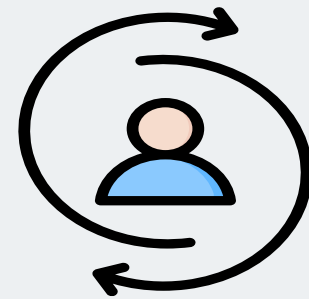
Share of Budget under various SDGs for BE 2024-25 (Rs. in Cr.)



# OOMF Report – Impacts

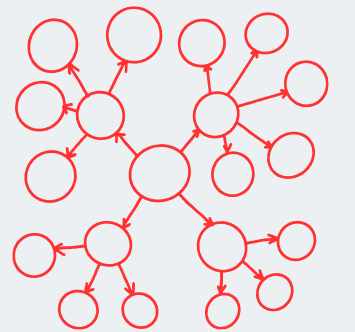
## Mindset Shift:

- Encouraged departments to shift focus from financial ‘Outlays’ to ‘Outcomes’, prioritizing budgets for areas with lagging outcomes



## Scheme Rationalization:

- Facilitated elimination of duplicity among schemes, promoting more efficient & effective use of resources



## Addressing Regional Imbalances:

- Assisting in identifying low-performing indicators across districts, enabling prioritized allocations



## Innovation and Efficiency:

- Promoting innovative solutions & efficient use of resources by focusing on outcomes rather than outlays




# SDG Budget Alignment – Impacts



## Whole-of-Government Approach

- Enhanced convergence and integration among different departments, fostering a more integrated approach to achieve SDGs



## Balanced Budget for Development:

- Ensuring balanced distribution of resources across social, economic, and environmental sectors



## Guiding CSR Investments:

- Facilitate state to prioritize CSR funds, ensuring that such funds are effectively targeted towards areas of greatest need



## Leaving No One Behind (LNOB):

- Ensuring inclusion across planning, budgeting, monitoring, and implementation for beneficiary-oriented schemes



# Budgetary Reforms

## Rationalizing Budgetary Demands

47 existing budgetary demands have been now consolidated into 20 budgetary demands and 8 thematic areas



Based on SDG Budgeting

Scheme Rationalization

Balanced Budget for Development

Public Administration and Governance

Law & Order and Security

Finance

Agriculture and Allied Sectors, Environment and Natural Resource Management

Food and Cooperative Sector

Human Development and Social Welfare

Growth Enablers and Infrastructure Development

Regional Development and Local Self Government



1. Public Administration and Governance		
Existing Demand No.	Proposed Demand No.	Department/Services
01	01	Vidhan Sabha
02	02	Governor and Council of Ministers
03	03	General Administration
37		Elections
04	04	Revenue
05		Excise & Taxation

4. Agriculture & Allied Sectors, Environment & Natural Resource Management		
Existing Demand No.	Proposed Demand No.	Department/Services
27	10	Agriculture/Horticulture
28		Animal Husbandry and Dairy Development
29		Fisheries
26		Mines & Geology
30		Forest and Wild Life
31		Ecology and Environment

5. Food and Cooperative Sector		
Existing Demand No.	Proposed Demand No.	Department/Services
33	11	Co-operation
23		Food and Supplies

2. Law & Order and Security		
Existing Demand No.	Proposed Demand No.	Department/Services
36	05	Home/Home Guard & Civil Defence
43		Prisons
42		Administration of Justice (High Court/ Prosecution/ AGOT/ Legal Service Authority)

3. Finance		
Existing Demand No.	Proposed Demand No.	Department/Services
06	06	Finance
07		Planning and Statistics
45	07	Loans and Advances by State Government
46	08	Public Debt
47	09	Contingency Fund

6. Human Development and Social Welfare		
Existing Demand No.	Proposed Demand No.	Department/Services
09	12	Education (Higher/Secondary/Elementary)
10		Technical Education
21		Women and Child Development
11	13	Sports and Youth Welfare
12		Art and Culture
35	14	Tourism
13		Health/DMER/AYUSH/FDA
16	15	Labour
17		Employment
18		Skill Development & Industrial Training
19	16	Welfare of SCs & BCs
20		Social Justice & Empowerment
22		Welfare of Ex-Servicemen

7. Growth Enablers and Infrastructure Development		
Existing Demand No.	Proposed Demand No.	Department/Services
08	17	Building and Roads
34		Transport/Civil Aviation
39	18	Information and Publicity
41		Electronics & Information Technology
44		Printing & Stationery
40	19	Power & Renewable Energy/Science & Technology
25		Industries & Commerce/MSME/Supplies & Disposals
24		Irrigation

8. Regional Development and Local Self Government		
Existing Demand No.	Proposed Demand No.	Department/Services
14	20	Urban Development (Town & Country Planning/Urban Estates)
15		Local Government (ULB & Fire Services)
32		Rural and Community Development (Rural Development/Development & Panchayats)
38		Public Health Engineering Department



# Monitoring and Evaluation

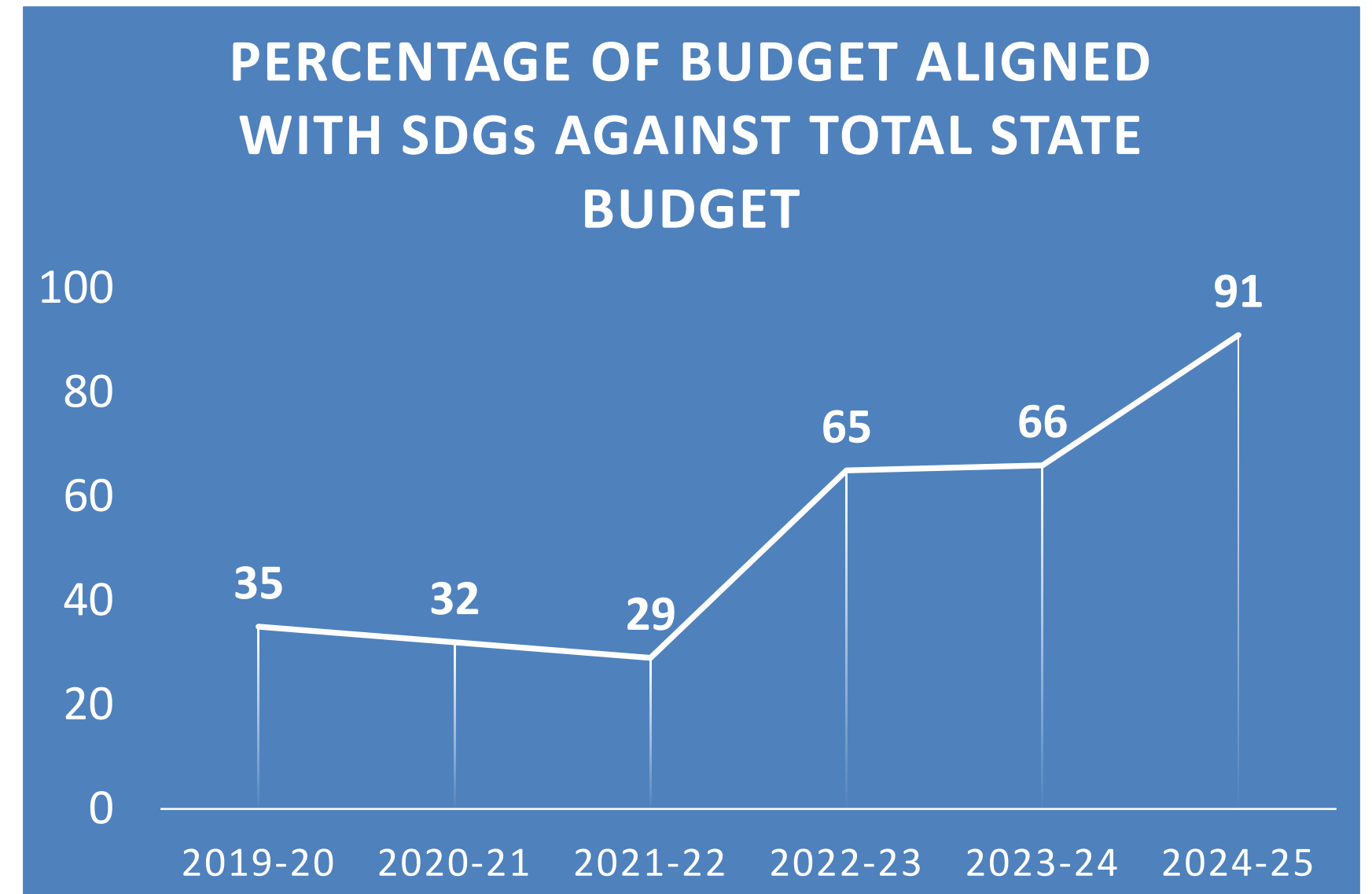
80+

Departments/ Sub-Departments

1500+

Welfare Schemes

- Regular Tracking of budget Utilization and Impact
- Use of Performance Indicators
- Department Feedback and Participatory Reviews





## Features and Benefits

- **Empowering** Decision Makers with Real-Time Data
- **Enhancing** District-Level Governance and Performance
- **Easy** Access to Data and Resources
- **Real** time oversight of Financial and Development Indicators
- **Strategic** planning support down to the district level
- **Data** visualization in charts, tabular formats for effective understanding and monitoring
- **Platform** independent and can be operated through phone, tablets and desktops/laptops

# SDG

# Dashboard

Integrated Budget and Data Performance Portal

- Directly Integrated with State Budget Portal – OBAMAS through API
- Individual Department and District Dashboards
- Department Scheme

Director SJHIFM

FAQs Contact Login

# HARYANA SDG DASHBOARD

Accelerating Sustainable Development

Learn SDGs Explore SDGs in Haryana

Powered By: UNDP

Director SJHIFM

## Haryana SDG Performance in India Index

Haryana in SDG India Index 2020 - 2021

SDG Index Score 2020 - 2021: HARYANA 67, INDIA 66, KERALA 75 (Best Performing State)

Score 2020: 69, 58, 72, 64, 43, 80, 100, 59, 66, 68, 81, 77, 51, 48, 71

Score 2019: 47, 43, 65, 68, 36, 81, 77, 71, 73, 54, 49, 39, 34, 40, 76

Score 2018: 50, 53, 57, 65, 31, 80, 50, 72, 50, 55, 30, 43, 78

17 SDGs	SDG Name	India Score	Haryana Score	Status as compared to last year	Trends	Best Performing State Score	Best Performing States
1	No Poverty	60	69	↑	Explore	86	TAMIL NADU
2	Zero Hunger	47	58	↑	Explore	80	KERALA



## Haryana SDG Vision 2030

We envisage Haryana as a vibrant, dynamic and resurgent unit of federal India. A state where farms overow with produce; the wheels of industry grind uninterrupted; none feels deprived; people have a sense of fullment, the youth sense of pride, and women enjoy not only safety, security and equal opportunities but also feel empowered. "Antyodaya", minimum government and maximum governance, and making the state a better place to live in, constitute the bedrock of our vision.

Director SJHIFM

## Haryana SDG Performance in India Index

SDG Index Score 2020 - 2021: HARYANA 67, INDIA 66, KERALA 75 (Best Performing State)

Score 2020: 69, 58, 72, 64, 43, 80, 100, 59, 66, 68, 81, 77, 51, 48, 71

Score 2019: 47, 43, 65, 68, 36, 81, 77, 71, 73, 54, 49, 39, 34, 40, 76

Score 2018: 50, 53, 57, 65, 31, 80, 50, 72, 50, 55, 30, 43, 78

Goal 1: End poverty in all its forms everywhere

Source: NITI Aayog SDG India Index and Dashboard Report

17 SDGs	SDG Name	India Score	Haryana Score	Status as compared to last year	Trends	Best Performing State Score	Best Performing States
1	No Poverty	60	69	↑	Explore	86	TAMIL NADU
2	Zero Hunger	47	58	↑	Explore	80	KERALA
3	Good Health and Well-Being	74	72	↑	Explore	86	GUJARAT

Director SJHIFM

## SDG Dashboard

Haryana in SDG India Index: 2019-2020 Score 57 Rank 18 (Performer); 2020-2021 Score 67 Rank 14 (Front Runner)

Haryana SDG Wise Performance

Haryana Department Wise Performance

- Department of Agriculture and Farmers Welfare
- Department of Animal Husbandry and Dairying
- Department of Economic and Statistical Affairs
- Department of Health and Family Welfare
- Department of Medical Education & Research
- Department of New and Renewable Energy
- Development & Panchayats Department
- Directorate of Employment
- Directorate of Industries
- Directorate of Micro, Small and Medium Enterprises
- Directorate of Social Justice and Empowerment

Haryana District SDG Wise Performance

Haryana SDG Aligned Budget (Rs. in Crore): Budget Estimates 114444.77, Revised Estimate 97630.77

Powered By: UNDP





# SDG Goal Performance

- Individual Indicator Tracking
- Quick Statistics on Indicator Progress – On Track, Behind Target, No Change
- Mapped Budget, Departments and Scheme Information

**Haryana SDG Dashboard**  
Director SJHIFM

**Haryana Overview**

**SDG Performance**

- Haryana Performance
- Department Performance
- SDG Wise Performance
- District Wise Performance

**SDG Aligned Budget**

- SDG Wise
- Sector (Theme) Wise
- Department Wise
- District Wise

**Reports**

- Reports
- SDG Budget Allocation
- Output-Outcome Framework

Powered By:

Select District:

SDG Indicator Progress
Print/Save PDF

Click on SDG Icon to view SDG Wise Indicator Performance

To view details, click on SDG India Index performance, Budget, Departments and Schemes

**SDG India Index Performance 2020**  
69 (Front Runner)

**Total Budget 2024-25**  
Rs. 13397.57 Cr.

**Total Departments**  
11

**Total Schemes**  
218

**Total Indicators**  
48

**On Track** ↑ 8  
**No Change** → 32  
**Behind Target** ↓ 4

**Goal 1: End poverty in all its forms everywhere**

Click on Graph Icon to view year wise indicator performance

**Target 1.1: By 2030, eradicate extreme poverty for all people everywhere, currently measured as people living on less than \$1.25 a day**

Number	Indicator	Type	Baseline Year	Baseline Value	Target Year	Target Value	Achievement Year	Achievement Value	Status	Trends
1.1.1	Poverty Gap Ratio (Percentage)	Outcome	2011-12	Rural 2.08, Urban 1.76			2011-12	Rural 2.08, Urban 1.76	●	_
S.1.1.1	Per Capita Income at Current Price (Percentage)	Outcome	2016-17	184982	2029-30	595699.00	2021-22	274635	↑	_

**Target 1.2: By 2030, reduce at least by half the proportion of men, women and children of all ages living in poverty in all its dimensions according to national definitions**

Number	Indicator	Type	Baseline Year	Baseline Value	Target Year	Target Value	Achievement Year	Achievement Value	Status	Trends
1.2.1	Proportion of population living below the national poverty line (Percentage)	Outcome	2011-12	11.16	2029-30	10.96	2011-12	11.16	→	_
S.1.2.1	Head count ratio as per the Multidimensional Poverty Index (Percentage)	Outcome	2020-21	12.28	2029-30	2.98	2023	7.07	↑	_

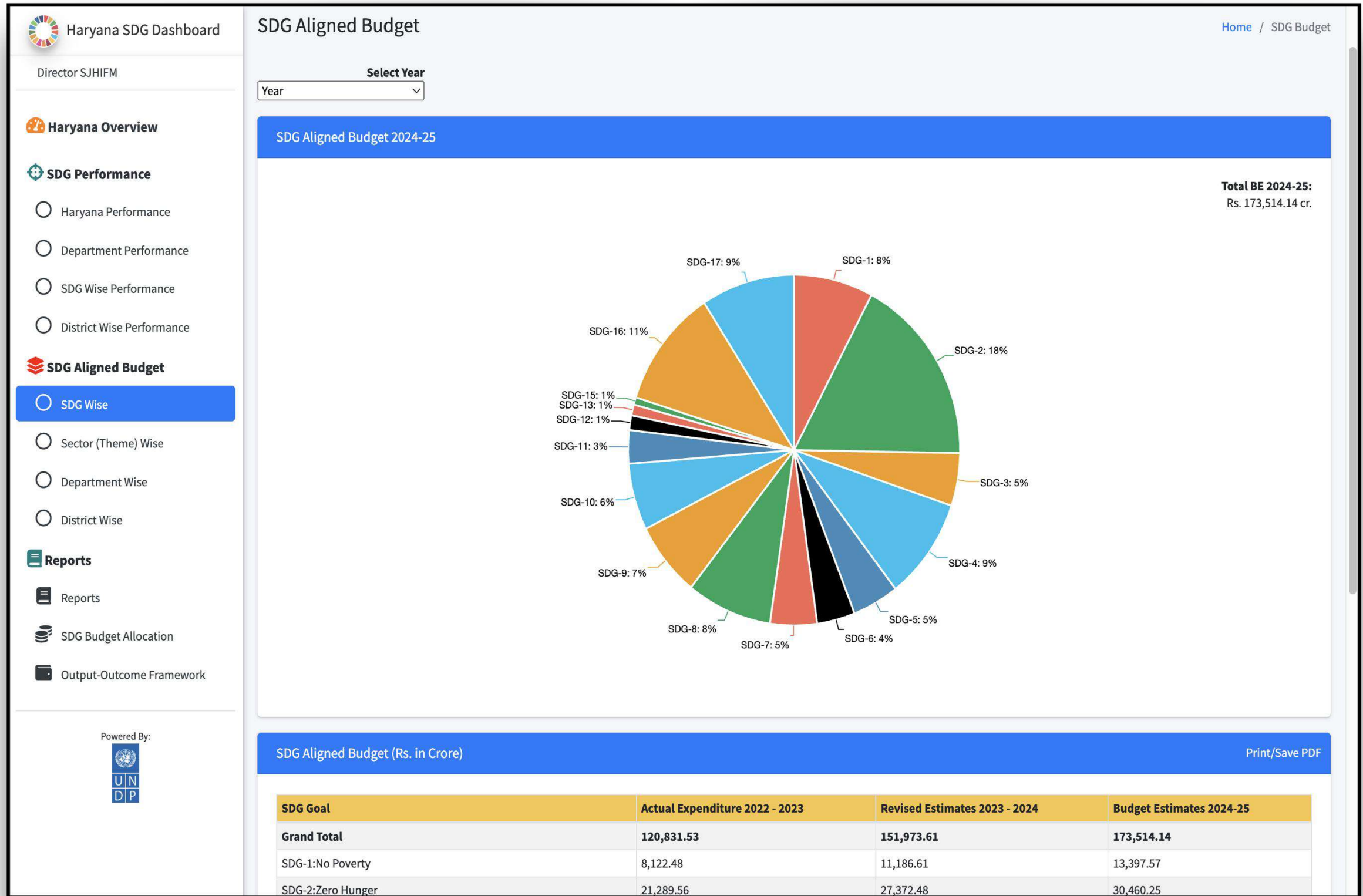
**Target 1.3: Implement nationally appropriate social protection systems and measures for all, including floors, and by 2030 achieve substantial coverage of the poor and the vulnerable**

Number	Indicator	Type	Baseline Year	Baseline Value	Target Year	Target Value	Achievement Year	Achievement Value	Status	Trends
--------	-----------	------	---------------	----------------	-------------	--------------	------------------	-------------------	--------	--------



# SDG Aligned Budget

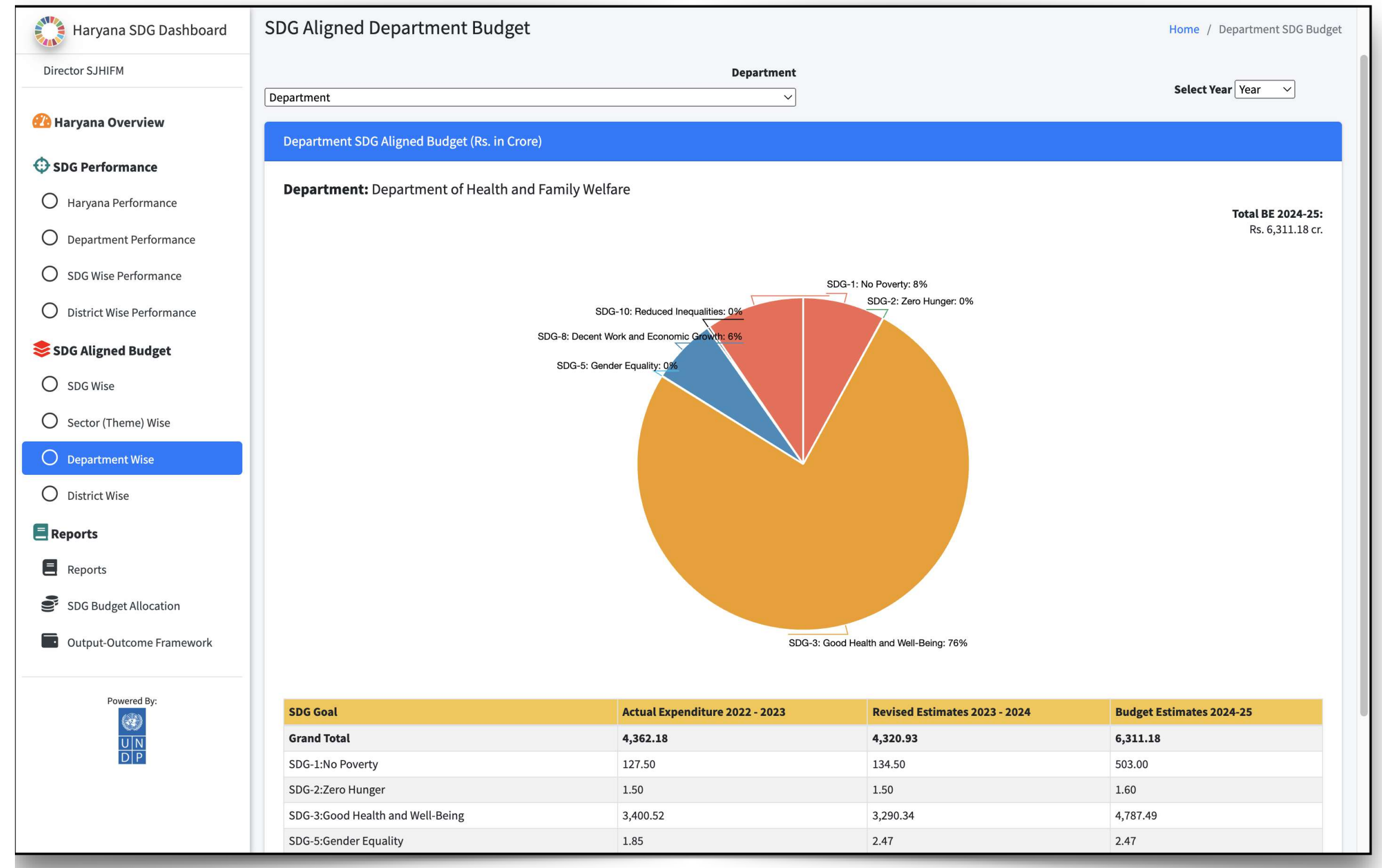
- Year wise SDG Aligned Budget of the State
- Quick Insights with Last two Years Actual Expenditure, Previous Year Revised Estimates and Current Year Budget Estimates
- Options to view Scheme wise Allocations and Expenditures





# SDG Aligned Department Budget

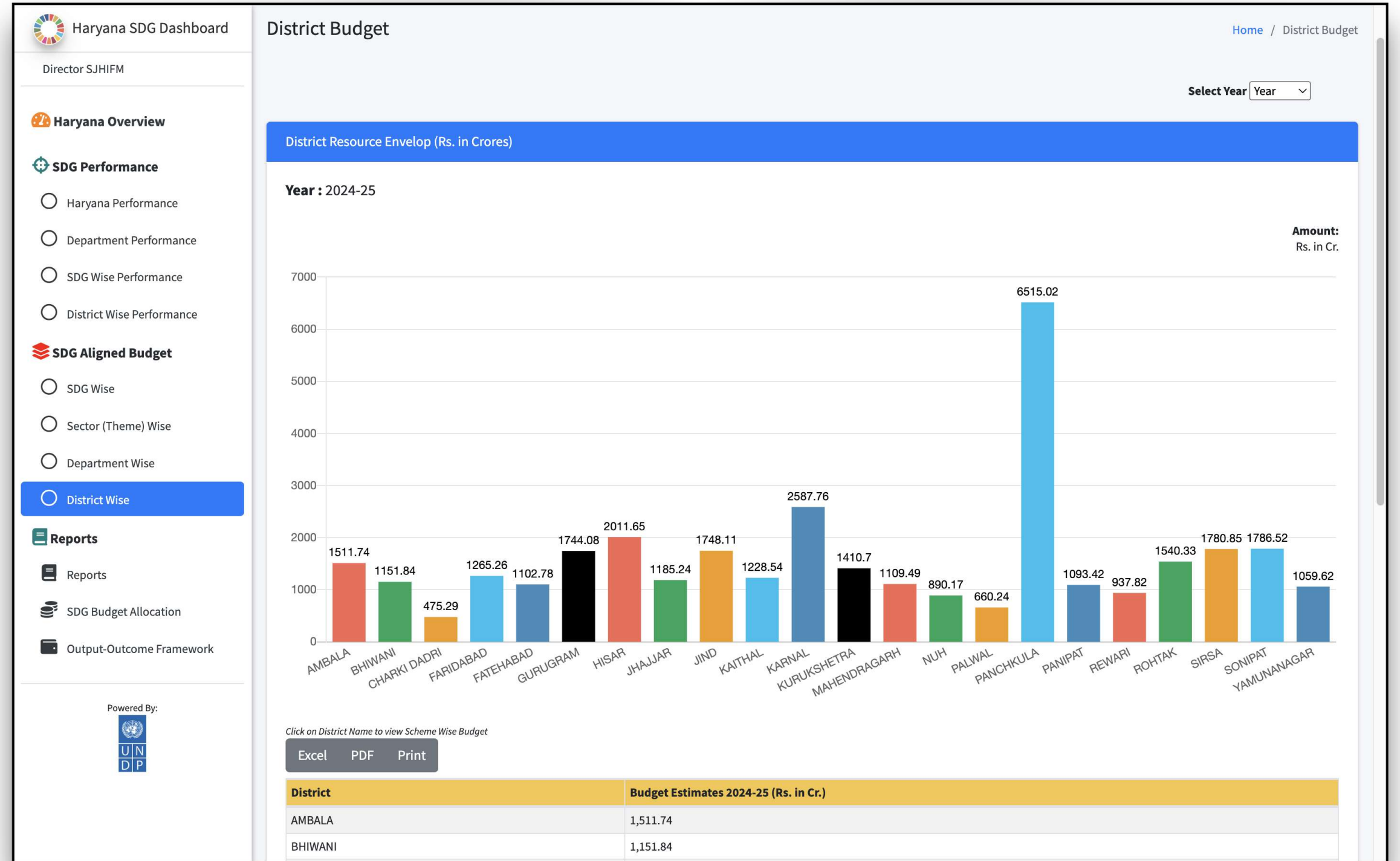
- Year wise SDG Aligned Department Budget of the State
- Quick Insights on Scheme wise allocations and expenditures
- Facilitate the departments in preparation of Output-Outcome linked reports – Activities and Budget





# District Resource Envelop

- Year wise SDG Aligned District Resource Envelop
- Department and Schemes wise budget allocations and expenditure





# Output- Outcome Framework

- Embedded in the SDG Dashboard
- Direct monitoring of department schematic activities linked with budget upto district level
- Easy to export data in Excel, PDF formats

The screenshot displays the 'Haryana SDG Dashboard' interface. The user is logged in as 'Director SJHIFM'. The main menu on the left includes 'Haryana Overview', 'SDG Performance' (with sub-options for Haryana, Department, SDG Wise, and District Wise Performance), 'SDG Aligned Budget' (with sub-options for SDG Wise, Sector/Theme, Department, and District Wise), and 'Reports' (with sub-options for Reports and SDG Budget Alignment). The 'Output-Outcome Framework' report is selected and highlighted in blue.

The main content area is titled 'Output Outcome Framework Report'. It features a 'Select Department to Filter' dropdown menu and a 'Select Year to Filter' dropdown menu. Below these are buttons for 'Excel', 'PDF', and 'Print', and a search bar. The report data is presented in a table with the following columns: Department Name, Scheme, Year, Activities (Within the Scheme), Physical Target (Activity Wise), Physical Achievement (Activity Wise), Funds Allocated (Rs. in Lakhs) (Activity Wise), and Expenditure (Rs. in Lakhs) (Activity Wise). The table currently shows 'No data available in table' and 'Showing 0 to 0 of 0 entries'. Navigation buttons for 'Previous' and 'Next' are located at the bottom right of the table area.

Powered By: UNDP



# Way Forward

Government of Haryana is Accelerating the SDGs in the state through SDG Coordination and Acceleration Centre (SDGCAC)

01

## District Level OOMF

Facilitate the Departments to build District Level SDG linked Output–Outcome Monitoring Framework

02

## Robust IT System

Enhance the features of SDG Dashboard with more API integration and AI based alerts

03

## Strategic Planning

Strengthen the state planning based on the evidence gaps generated through robust IT systems and global practices



**Thank You**



# Development of Monitoring Framework for SDGs in Jammu and Kashmir





# Flow of the presentation

- **Jammu and Kashmir- Brief Background**
- **Institutional Set Up for monitoring of SDGs in the UT**
- **Role of Planning Development and Monitoring Department- nodal for SDGs**
- **Progress on SDG Monitoring Framework**
- **Key Features of SDG Monitoring Framework**
- **Indicator Framework for monitoring of SDGs**
- **Union Territory Indicator Framework (UTIF)**
- **District Indicator Framework (DIF)**
- **SDG Monitoring Dashboard**
- **Way Forward**

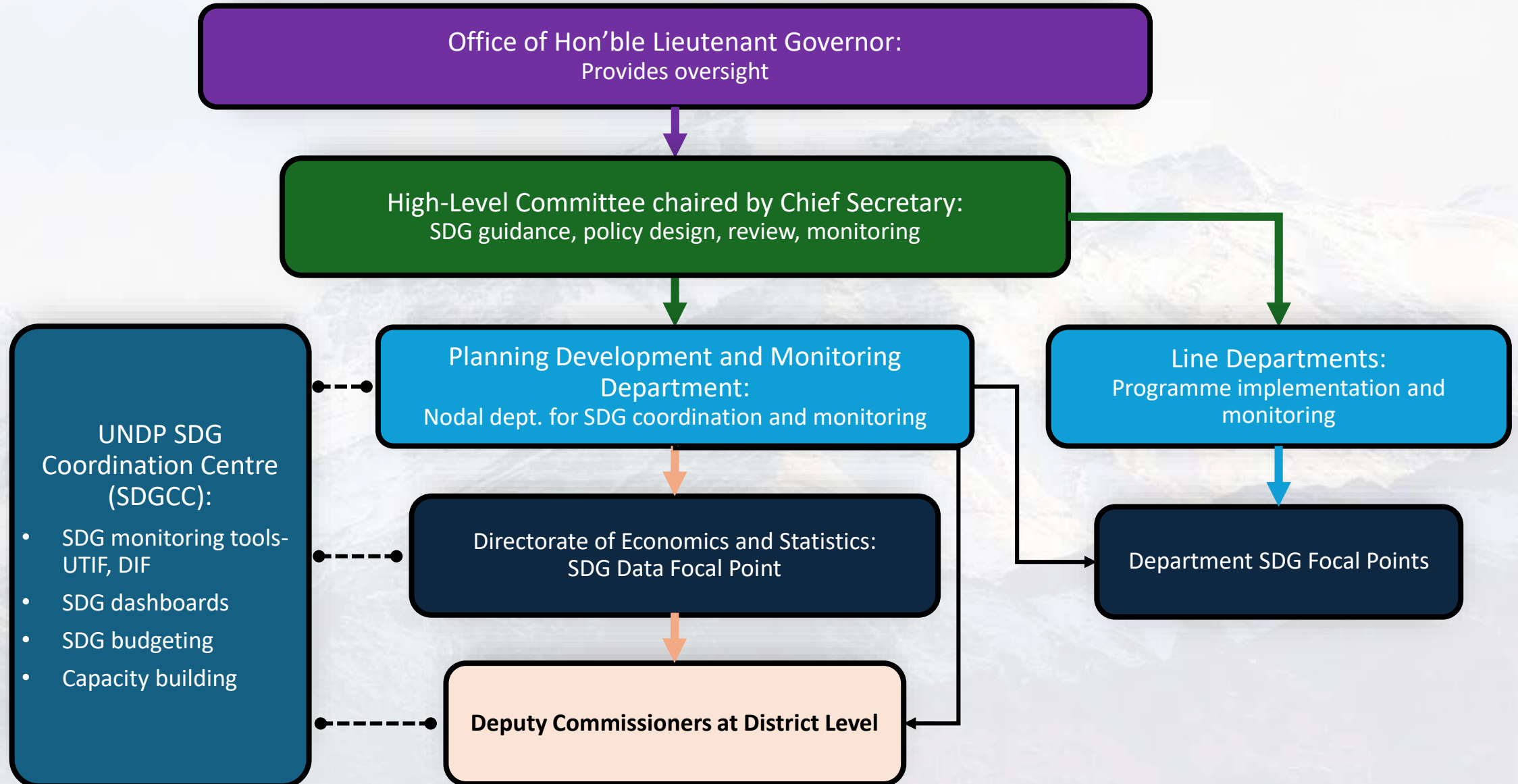
# Jammu and Kashmir- Brief Background



- 2 regions: Jammu Region and Kashmir Region
- 10 districts in each region
- 40 Administrative departments
- The UT is **ranked 2nd** among the Union Territories (UT) in the **SDG India Index 2023-2024** with a **score of 74** and falls under Frontrunner category.
- The score is an **8-point increase** viz-e-viz 2020-21 which was 66
- The UT is Achiever in Goal 7 and Front runner in Goals 2, 3, 6, 8, 10, 11, 12, 13, 16

\*\* Image source : Ministry of Home Affairs

# Institutional set-up in the UT for SDG monitoring

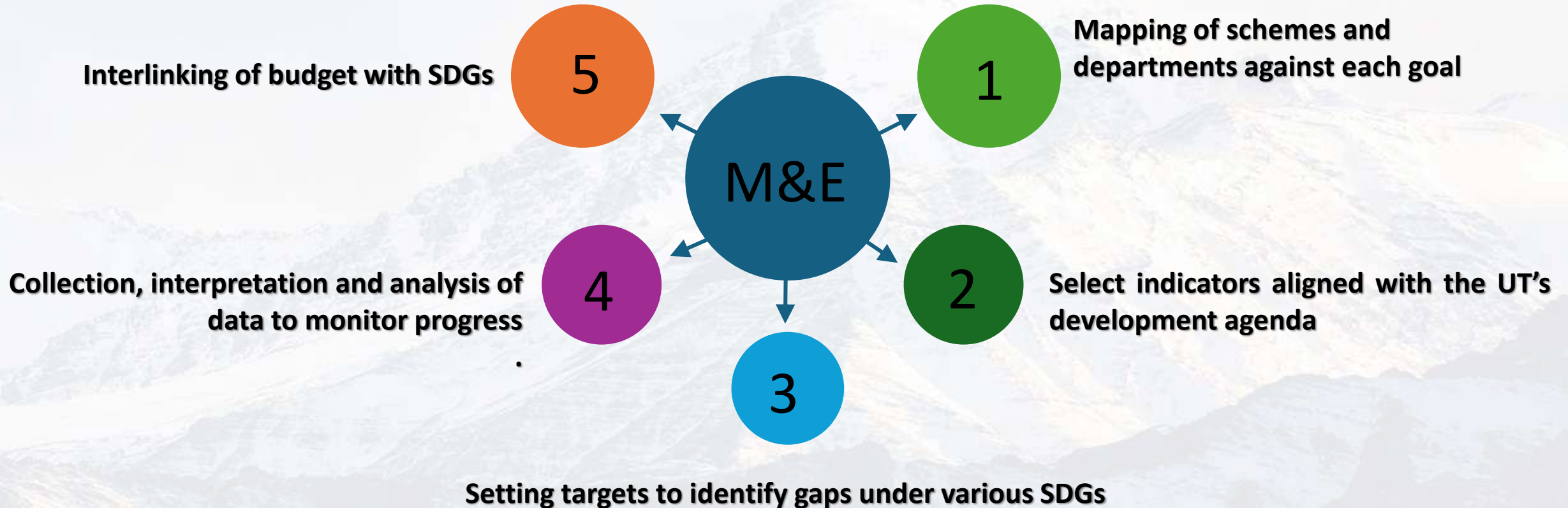


# Role of the Planning, Development and Monitoring

## Department



# J&K SDG Monitoring Framework- Key Features



# Progress on SDG Monitoring

First UT Progress Report on SDGs published in 2020

1

Two workshops conducted by NITI Aayog in Srinagar in 2019 and 2021 which was attended by Officers of Planning Department posted at Administrative Department level, District Level and Directorate of Economics & Statistics level.

2



3

UT Level workshop conducted in 2022 which was chaired by Chief Secretary, J&K and attended by various Administrative Secretaries and Planning Officers of Secretariate and Districts.

Second UT Progress Report on SDGs published in 2022.

4



5

Tri-party agreement (MoU) signed between J&K Government, NITI Aayog and UNDP in November 2022 to accelerate the SDG Work in the UT of J&K.

The UNDP – SDGCC established within PD&MD

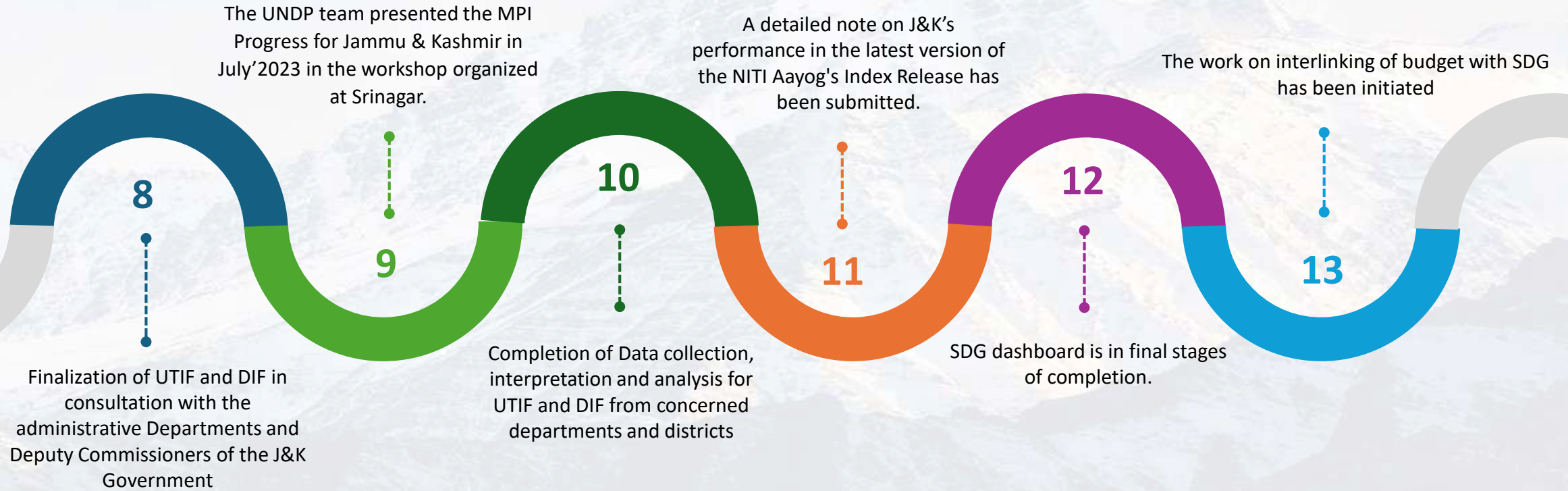
6



7

Two divisional workshops conducted in 2023 for all the districts of UT to apprise the district officials on the DIF and data availability at the district level.

# Progress on SDG Monitoring



# Indicator Framework for monitoring of SDGs

Global  
Indicator  
Framework

- 248 Indicators adopted by the General Assembly



National  
Indicator  
Framework

- 290 Indicators relevant to India



UT Indicator  
Framework

- 265 Indicators relevant to the UT of J&K

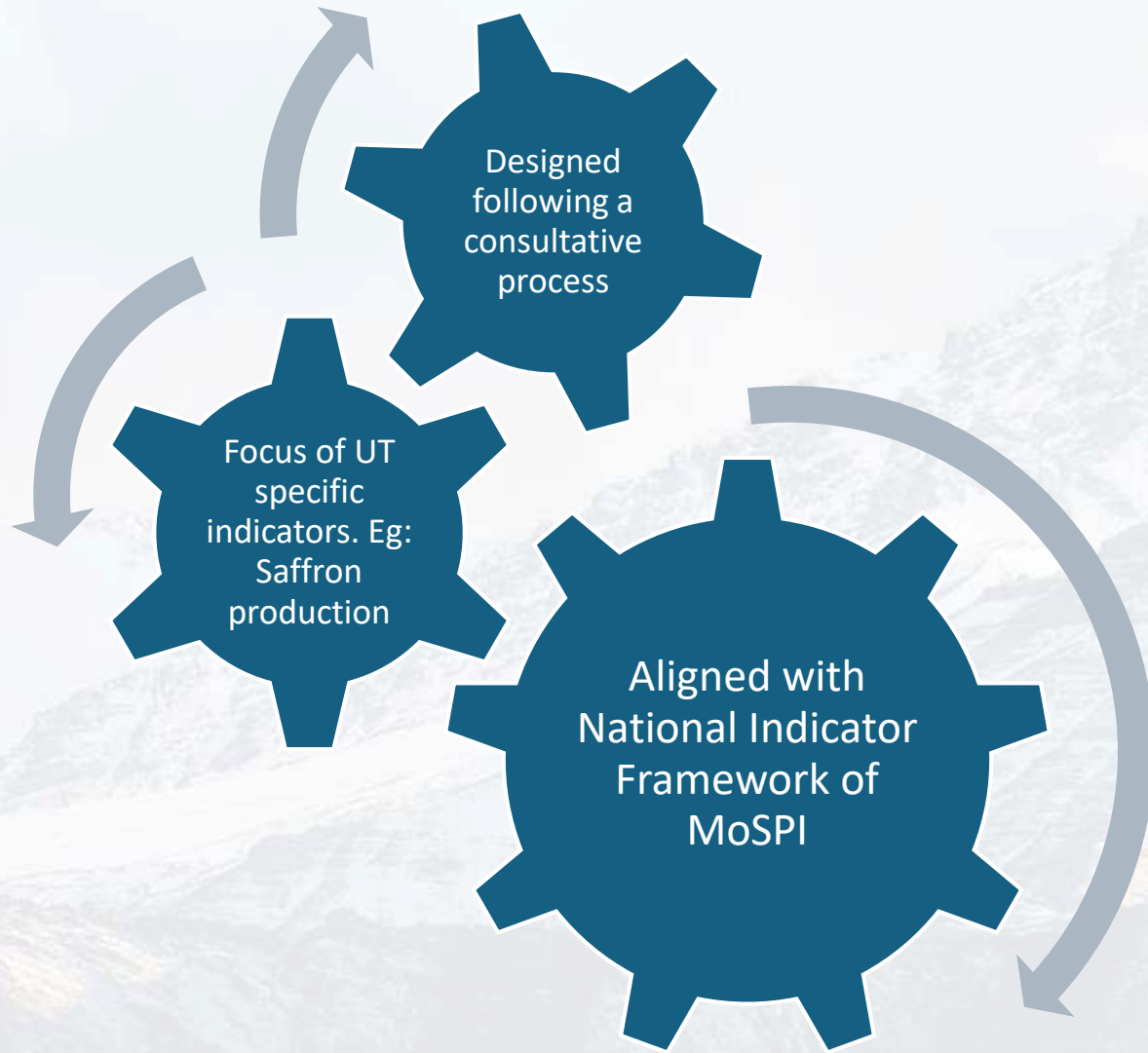


District  
Indicator  
Framework

- 159 Indicators for which data is available at district level



# Union Territory Indicator Framework (UTIF)



SDGs	SDG Name	2020		2022		2023	
		No. of Indicators	No. of Targets	No. of Indicators	No. of Targets	No. of Indicators	No. of Targets
SDG 1	No Poverty	18	5	14 (2)	6	27 (5)	6
SDG 2	Zero Hunger	18 (5)	6	18 (4)	6	25 (12)	6
SDG 3	Health & Well-being	35 (2)	11	34 (4)	12	34 (7)	12
SDG 4	Quality Education	16 (2)	6	19 (3)	7	27 (11)	6
SDG 5	Gender Equality	22 (2)	6	24 (4)	6	22 (4)	6
SDG 6	Water & Sanitation	10	5	10	5	12 (3)	6
SDG 7	Clean Energy	3	2	4	3	11 (5)	3
SDG 8	Economic Growth	26 (2)	11	25 (6)	10	29 (10)	10
SDG 9	Innovation & Infrastructure	5 (1)	3	5 (2)	3	7 (4)	5
SDG 10	Reduced Inequalities	7 (2)	3	7 (3)	3	12 (8)	3
SDG 11	Cities & Communities	8 (1)	5	12 (2)	8	13 (4)	8
SDG 12	Consumption & Production	9 (5)	3	12 (5)	5	12 (6)	5
SDG 13	Climate Action	2 (1)	1	5 (2)	1	5 (2)	2
SDG 15	Life on Land	11	6	11 (3)	6	13 (6)	6
SDG 16	Strong Institutions	16	8	16 (1)	9	16 (1)	8
<b>Total Number of Indicators</b>		<b>206 (23)</b>	<b>81</b>	<b>219 (41)</b>	<b>90</b>	<b>265 (88)</b>	<b>92</b>


# District Indicator Framework (DIF)

- DIF (District Indicator Framework) is a major component for monitoring the progress of districts on each SDG.
- Involves 159 indicators and 63 targets.
- These indicators are developed by keeping in view the localization of the indicator framework and to capture the progress of the UT at the district level.

Table 1: Targets and Indicators in DIF'2023

SDGs	SDG Name	Number of Targets	Number of Indicators
SDG 1	No Poverty	3	16
SDG 2	Zero Hunger	4	19
SDG 3	Health & Well-being	9	24
SDG 4	Quality Education	4	27
SDG 5	Gender Equality	5	10
SDG 6	Water & Sanitation	4	8
SDG 7	Clean Energy	2	3
SDG 8	Economic Growth	6	14
SDG 9	Innovation & Infrastructure	2	2
SDG 10	Reduced Inequalities	2	3
SDG 11	Cities & Communities	5	7
SDG 12	Consumption & Production	3	6
SDG 13	Climate Action	1	1
SDG 15	Life on Land	4	5
SDG 16	Strong Institutions	9	14
<b>Total Number of Indicators</b>		<b>63</b>	<b>159</b>

# SDG Monitoring Dashboard: Jammu & Kashmir



- The dashboard serves as a central repository for information on the Union Territory's progress towards 15 out of the 17 applicable Goals
- The dashboard once launched will serve as a model for all the UTs and States in monitoring and evaluation of SDGs due to its unique features

# SDG Dashboard – Key Features



JAMMU & KASHMIR  
SDG Index & Dashboard



## Kashmir Division - District Wise Composite Score



## Jammu Division - District Wise Composite Score



Achiever (100)   Front Runner (65 - 99)   Performer (50 - 64)   Aspirant (0 - 49)

- The dashboard categories the UT into existing divisions for a better understanding of SDG progress in the UT region wise

# SDG Dashboard – Key Features

## Jammu & Kashmir



## Jammu



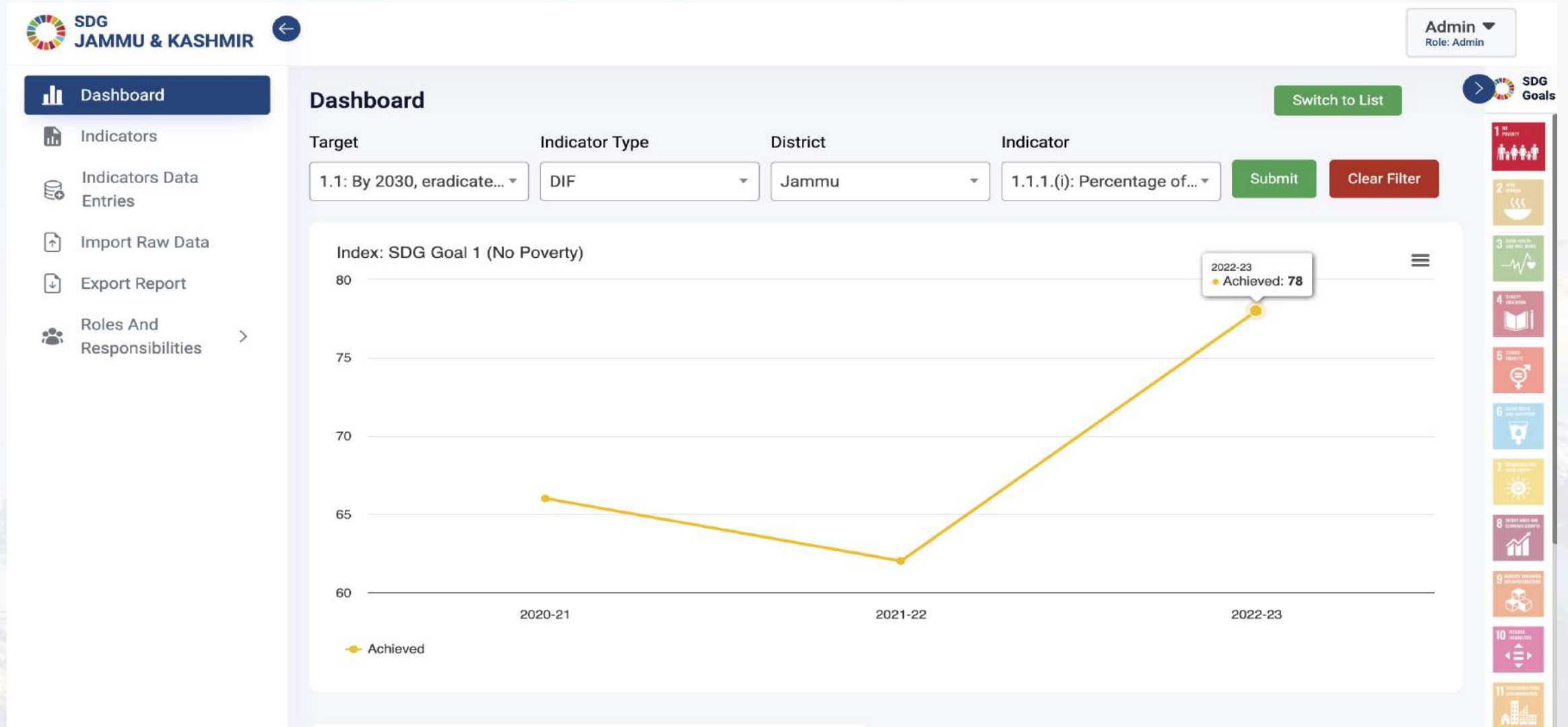
### 1. No Poverty

#### Overall SDG Score for Jammu

Year:	2022	Score:	
Year:	2021	Score:	
Year:	2020	Score:	

- The dashboard gives Goal wise score for each district and categories them into Front Runners, Performer and Aspirant

# SDG Dashboard – Key Features



The dashboard allows stakeholders to easily track and analyze trends in key indicators, enables data accessibility and transparency.

# SDG Dashboard – Key Features

SDG JAMMU & KASHMIR

Admin  
Role: Admin

SDG Goals

Export Add New Indicator

Target Indicator Type

1.2: By 2030, reduce ... DIF Submit Clear Filter

Sr. No.	Indicator Name	Goal	Target	Baseline Year	Unit	Status	Actions
1	19.5: UTIF New test Indicator 1	No Poverty	By 2030, reduce at least by half the proportion of men, women and children of all ages living in poverty in all its dimensions according to national definitions	2020-2021	Absolute	Active	✖
2	19.1: DIF New Test Indicator	No Poverty	Ensure significant mobilization of resources from a variety of sources, including through enhanced development cooperation, in order to provide adequate and predictable means for developing countries, in particular least developed countries, to implement programmes and policies to end poverty in all its dimensions	2020-2021	Absolute	Active	✖
			Ensure significant mobilization of resources from a variety of sources, including through				

The dashboard includes an option for administrators to disable and make indicator active as per need.

# SDG Dashboard – Key Features

SDG JAMMU & KASHMIR

Admin  
Role: Admin

UTIF  DIF

Indicator Id / Number \*  
Enter Indicator Id/Number

Indicator Name \*  
Enter Indicator Name

Goals \*  
- Select Goal -

Target Number \*  
- Please select Goal first -

Unit\*  
-Select Unit-

Value Type\*  
- Select Value types -

Indicator Marker\*  
-Select Marker-

Indicator Min Value\*  
Enter Indicator's Min Value

Indicator Max Value\*  
Enter Indicator's Max Value

Baseline Year\*  
-Select Year-

Baseline Value\*  
Enter the Baseline Value

Target 2030\*  
Please enter the Target Value

Tags  
Add Tags

Dashboard gives us the option of (as and when required)

- (i) deleting the obsolete indicator
- (ii) adding the new one
- (iii) At UT and District Level both



# Way Forward

Computation  
of District SDG  
Index

Capacity  
building of  
officials on  
interlinking of  
budget with  
SDGs

Sectoral Policy  
Documents

Best Practices  
Compendium



**THANK YOU**



# Publicity and Awareness of SDGs in Rajasthan

# RAJASTHAN AT A GLANCE

Divisional Headquarters - 10

Districts – 50

Blocks – 365

Gram Panchayats – 11214

80

**Million**

Estimated population of Rajasthan

200

**Persons/ sq. km.**

Population density in Rajasthan ranges from 598 in Jaipur to 17 in Jaisalmer

Census 2011

**74 %**

Share of Rural population in total population of the state  
National Commission on Population 2011-2036

**13 %**

Share of Scheduled Tribe population in total population  
Census 2011

**18 %**

Share of Scheduled Caste population in total population  
Census 2011



**35 %**

Estimated population of Children  
National Commission on Population 2011-2036





**Fast growing economy in India**




**Has ten per cent of land area but only one per cent of country's water resources**

**More than sixty per cent of India's desert lies in Rajasthan**



**Strong and deep-rooted social, cultural and gender norms, feudal social structure aggravated by sharp inequities by location, wealth quintile, etc.**



**Largest state with a geographical area of 342, 239 Sq. Km.**

# Content

- Overview of Rajasthan's progress in SDGs
  - Institutional Setup,
  - Implementation & Monitoring,
  - Awareness Activities
  - Way Forward

# Overview: An Institutional Setup

## **State Level Committee (07.11.2017)**

A State level SDGs Implementation and Monitoring committee constituted under the chairpersonship of Chief Secretary to the Government of Rajasthan

## **Technical Committee (13.11.2019)**

A Technical Committee constituted under the chairpersonship of Joint Secretary, Plan

## **Working Groups (07.03.2019)**

8 Sectoral Working Groups constituted to draw a roadmap and strategies for realizing the SDGs

## **Nodal Department**

Planning Department is nodal department in the State.

## **Center for SDGs (20.09.2017)**

Established in the Directorate of Economics & Statistics

## **District Committee(07.03.2019)**

District Level SDGs Committees constituted under the chairpersonship the District Collectors

## B. Implementation & Monitoring

# Rajasthan SDGs Status Report

- First Edition: 2019
- Latest Edition: 6<sup>th</sup> version (March, 2024)
- Measure State performance and foster competition
  - ❖ Report based on State Indicator Framework (2.0), includes **330** indicators
  - ❖ Provide year wise data for 2015-16 (Baseline) to 2022-23
  - ❖ Some indicators progress represented infographically

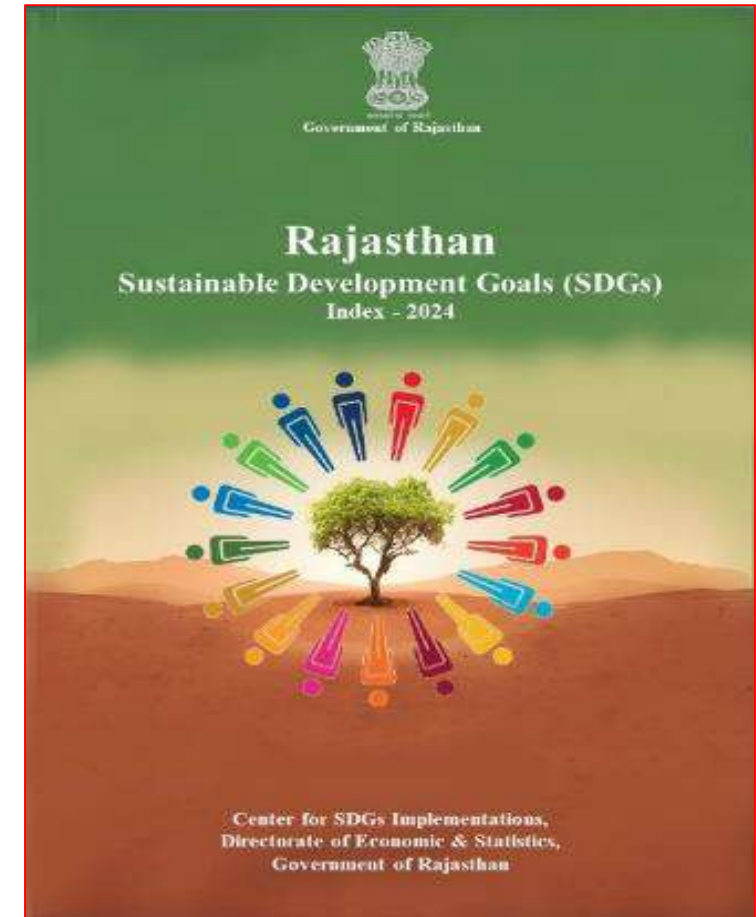




## B. Implementation & Monitoring

### Rajasthan SDGs Index

- First Edition: 2020
- Latest Edition: 5<sup>th</sup> version (March, 2024)
- Methodology: Based on NITI Aayog's methodology
- Indicators used in version 5.0: **95 indicators covering 14 goals**
  - ❖ To develop competitiveness among districts to achieve SDGs
  - ❖ To measure districts progress towards the SDGs
  - ❖ To provide a holistic view on the Social, Economic and Environmental status of districts
  - ❖ Support districts to benchmark their progress against National / State targets, tool for better strategies to achieve the SDGs by **2030**
  - ❖ Identify priority areas in which they need to invest and focus



# District-wise Composite Index scores & rank in Rajasthan SDGs

COMPOSITE SDG SCORE		
District	SDI	Rank
Jhunjhunu	66.44	1
Nagaur	63.98	2
Sikar	63.59	3
Bhilwara	62.25	4
Churu	61.88	5
Kota	61.77	6
Ganganagar	61.59	7
Hanumangarh	60.52	8
Chittorgarh	60.08	9
Jaipur	60.07	10
Ajmer	59.89	11
Udaipur	59.86	12
Pali	59.56	13
Jodhpur	59.12	14
<b>Rajasthan</b>	<b>59.11</b>	
Jalore	58.82	15
Dausa	58.56	16

COMPOSITE SDG SCORE		
District	SDI	Rank
Bundi	58.48	17
Rajsamand	57.99	18
Jhalawar	57.48	19
Alwar	57.41	20
Bikaner	56.96	21
Tonk	56.55	22
Sirohi	56.09	23
Dholpur	56.08	24
Dungarpur	55.29	25
Karauli	54.18	26
Bharatpur	53.90	27
Pratapgarh	53.10	28
Banswara	53.04	29
S.Madhopur	53.04	30
Barmer	51.63	31
Baran	51.42	32
Jaisalmer	50.63	33

# Performance of Districts on Rajasthan SDGs Index

## Rajasthan: 59.11



Achiever – SDI score is equal to 100	
Front Runner – SDI score is less than 100 but greater than or equal to 65	
Performer – SDI score is less than 65 but greater than or equal to 50	
Aspirant – SDI score is less than 50	

## District/Goal wise Score (Snapshot)

District	SDG 1	SDG 2	SDG 3	Goal 4	SDG 5	SDG 6	SDG 7	SDG 8	SDG 9	SDG 10	SDG 11	SDG 12	SDG 15	Goal 16	Composite Index
Ajmer	70.70	55.90	36.93	66.07	34.10	63.29	69.86	70.54	79.86	55.22	72.20	66.55	46.65	50.60	59.89
Alwar	61.73	59.30	38.72	74.12	34.06	62.73	57.22	64.28	82.38	67.12	55.11	40.03	64.36	42.58	57.41
Banswara	51.54	31.44	51.20	56.21	45.24	43.09	27.75	47.85	66.20	95.26	60.50	53.00	61.57	51.65	53.04
Baran	45.59	43.88	55.79	48.15	35.02	43.47	58.73	58.85	38.70	69.94	47.76	66.21	63.93	43.88	51.42
Barmer	65.20	38.20	61.24	70.46	43.76	64.34	41.96	46.10	37.15	55.65	46.94	43.49	33.63	74.72	51.63
Bharatpur	52.25	55.33	39.56	73.37	25.25	51.73	53.32	51.57	59.94	72.43	73.90	46.65	47.37	51.96	53.90
Bhilwara	71.91	57.23	50.58	57.04	36.74	67.20	61.45	66.94	75.40	81.33	76.39	71.04	43.86	54.38	62.25
Bikaner	63.16	50.73	45.70	74.90	38.62	59.00	50.99	68.20	62.06	85.80	53.61	47.54	36.30	60.89	56.96
Bundi	53.86	51.55	52.62	65.41	37.00	55.21	49.36	60.88	56.92	67.07	76.45	81.59	57.85	52.89	58.48
Chittorgarh	73.08	58.63	50.95	51.41	38.77	59.37	62.50	62.64	54.99	80.04	61.57	85.67	57.05	44.45	60.08
Churu	71.63	48.85	51.97	81.42	42.51	72.92	57.02	58.50	68.35	85.06	80.91	48.83	31.87	66.49	61.88
Dausa	71.84	47.78	47.00	74.25	38.72	53.91	51.61	57.10	69.61	67.77	53.14	72.94	60.23	53.89	58.56
Dholpur	61.31	49.37	40.90	72.76	27.69	54.52	65.42	51.64	57.97	77.06	67.32	70.86	39.46	48.86	56.08
Dungarpur	62.73	31.41	41.32	70.28	48.19	60.18	52.66	51.76	67.54	94.24	41.03	39.81	60.39	52.54	55.29
Ganganagar	70.48	58.56	55.96	64.92	37.09	66.41	50.84	75.87	59.59	74.88	70.72	85.98	39.58	51.44	61.59
Hanumangarh	69.01	65.03	56.78	72.41	33.21	78.42	57.55	68.23	50.13	79.97	47.38	72.41	42.63	54.12	60.52
Jaipur	54.78	68.26	30.87	88.89	30.28	67.11	68.61	76.05	85.47	77.34	64.37	48.76	52.07	28.07	60.07
Jaisalmer	64.31	35.06	55.96	62.41	44.97	50.82	51.82	62.75	32.94	63.62	58.57	22.71	36.85	66.04	50.63
Jalore	65.98	44.85	51.77	61.53	43.60	70.97	56.54	54.69	54.14	79.56	67.31	57.22	40.14	75.17	58.82
Jhalawar	75.21	39.65	53.98	61.19	32.13	61.84	63.63	59.71	52.31	68.76	77.69	62.13	51.86	44.62	57.48
Jhunjhunu	78.61	61.42	54.10	76.66	48.91	64.14	64.27	62.75	80.33	87.93	79.06	55.02	50.78	66.14	66.44
Jodhpur	68.98	56.93	53.33	72.10	39.82	56.74	72.18	64.35	69.34	82.66	50.04	53.93	33.33	53.98	59.12
Karauli	48.71	42.65	47.80	67.58	27.40	50.29	48.87	50.80	48.96	64.84	73.55	74.52	54.70	57.83	54.18
Kota	67.02	53.66	46.08	74.63	37.85	64.72	76.12	71.47	77.08	74.77	59.68	56.11	67.72	37.89	61.77
Nagaur	79.39	57.69	58.15	79.27	43.95	66.54	66.85	55.47	64.13	85.92	76.99	53.06	39.45	68.79	63.98
Pali	75.30	38.66	50.32	59.42	39.29	73.68	59.05	56.70	71.33	78.25	68.45	52.63	41.16	69.58	59.56
Pratapgarh	47.97	41.54	43.76	61.64	33.99	39.26	53.05	52.68	42.68	79.22	36.59	77.68	89.90	43.41	53.10
Rajsamand	76.28	44.23	48.74	60.92	44.62	73.42	60.53	38.35	75.92	69.11	61.88	53.76	48.62	55.46	57.99
S.Madhopur	57.53	45.75	47.13	70.92	34.23	50.73	43.83	61.27	49.59	68.84	58.56	48.50	55.84	49.77	53.04
Sikar	68.87	65.82	45.39	85.21	41.41	63.01	74.94	60.75	75.77	77.46	75.05	48.34	53.76	54.49	63.59
Sirohi	62.61	48.47	51.55	58.00	35.61	61.08	45.73	57.69	67.62	73.66	60.51	51.10	59.57	52.12	56.09
Tonk	53.87	49.53	53.15	68.98	33.47	59.74	49.75	46.44	64.19	59.55	80.76	68.76	50.93	52.54	56.55
Udaipur	71.43	49.94	36.05	54.94	39.00	56.24	63.32	67.55	74.00	81.54	58.34	48.69	90.18	46.89	59.86
<b>Rajasthan</b>	<b>67.95</b>	<b>52.14</b>	<b>47.87</b>	<b>71.75</b>	<b>38.60</b>	<b>60.72</b>	<b>57.89</b>	<b>62.22</b>	<b>68.94</b>	<b>77.69</b>	<b>64.59</b>	<b>58.39</b>	<b>45.87</b>	<b>52.89</b>	<b>59.11</b>

## Comparative Status of Districts in Rajasthan SDGs Indices

District	Index 2020 (1.0)		Index 2021 (2.0)		Index 2022 (3.0)		Index 2023 (4.0)		Index 2024 (5.0)	
Jhunjhunu	69.66	1	58.34	3	63.42	3	65.11	2	66.44	1
Nagaur	63.54	10	55.72	12	63.97	2	64.73	3	63.98	2
Sikar	62.82	11	58.19	4	62.57	4	65.92	1	63.59	3
Bhilwara	61.81	13	52.74	21	58.85	9	63.16	5	62.25	4
Churu	65.52	4	58.6	2	58.61	11	60.43	14	61.88	5
Kota	65.28	6	59.3	1	61.9	5	63.03	7	61.77	6
Ganganagar	64.48	8	57.83	5	58.87	10	63.15	6	61.59	7
Hanumangarh	60.21	16	56.09	10	57.34	13	61.41	10	60.52	8
Chittorgarh	58.31	21	51.37	23	55.32	16	59.96	16	60.08	9
Jaipur	69.36	2	56.24	9	64.88	1	63.29	4	60.07	10
Ajmer	58.7	20	56.91	7	61.12	6	61.01	11	59.89	11
Udaipur	57.24	25	53.21	19	58.23	8	57.88	25	59.86	12
Pali	57.98	22	54.11	15	57.89	12	60.83	12	59.56	13
Jodhpur	55.3	29	51.65	22	59.33	7	60.5	13	59.12	14
Jalore	54.67	30	49.56	29	53.41	25	59.36	19	58.82	15
Dausa	67.31	3	55.87	11	55.01	18	61.83	8	58.56	16
Bundi	62.44	12	55.1	13	53.84	22	59.57	17	58.48	17
<b>Rajasthan</b>	<b>56.53</b>		<b>50.63</b>		57.58		<b>60.25</b>		<b>59.11</b>	

## Comparative Status of Districts in Rajasthan SDGs Indices

District	Index 2020 (1.0)		Index 2021 (2.0)		Index 2022 (3.0)		Index 2023 (4.0)		Index 2024 (5.0)	
Rajsamand	57.09	27	50.72	24	53.1	24	59.97	15	57.99	18
Jhalawar	59.6	18	53.88	16	54.69	19	58.42	22	57.48	19
Alwar	63.98	9	56.76	8	55.6	15	61.79	9	57.41	20
Bikaner	61.34	14	54.75	14	55.77	17	58.21	23	56.96	21
Tonk	61.1	15	53.37	17	54.6	20	58.1	24	56.55	22
Sirohi	57.3	24	53.34	18	51.52	28	54.56	29	56.09	23
Dholpur	59.98	17	49.65	28	52.43	27	58.83	20	56.08	24
Dungarpur	57.24	26	49.7	27	53.82	21	54.72	28	55.29	25
Karauli	65.36	5	57.73	6	56.63	14	58.71	21	54.18	26
Bharatpur	57.93	23	50.4	26	52.04	30	57.08	26	53.9	27
Pratapgarh	54.19	31	47.64	31	51.36	29	54.87	27	53.1	28
Banswara	58.91	19	50.55	25	53.72	23	53.96	32	53.04	29
S.Madhopur	64.48	7	53.05	20	53.38	26	59.37	18	53.04	30
Barmer	55.72	28	44.51	32	51.25	31	54.03	31	51.63	31
Baran	52.19	32	48.33	30	46.99	33	54.31	30	51.42	32
Jaisalmer	51.57	33	41.69	33	50.17	32	51.33	33	50.63	33
<b>Rajasthan</b>	<b>56.53</b>		<b>50.63</b>		<b>57.58</b>		<b>60.25</b>		<b>59.11</b>	

# Rajasthan SDGs Indices


	Top 5 Rank Districts						Bottom 5 Rank Districts				
	Index 1.0	Index 2.0	Index 3.0	Index 4.0	Index 5.0		Index 1.0	Index 2.0	Index 3.0	Index 4.0	Index 5.0
1	Jhunjhunu	Kota	Jaipur	Sikar	Jhunjhunu	29	Jodhpur	Jalore	Sirohi	Sirohi	Banswara
2	Jaipur	Churu	Nagaur	Jhunjhunu	Nagaur	30	Jalore	Baran	Pratapgarh	Baran	S. Madhopur
3	Dausa	Jhunjhunu	Jhunjhunu	Nagaur	Sikar	31	Pratapgarh	Pratapgarh	Barmer	Barmer	Barmer
4	Churu	Sikar	Sikar	Jaipur	Bhilwara	32	Baran	Barmer	Jaisalmer	Banswara	Baran
5	Karauli	Ganganagar	Kota	Bhilwara	Churu	33	Jaisalmer	Jaisalmer	Baran	Jaisalmer	Jaisalmer

 Represents Aspirational Districts

## B. Implementation & Monitoring

### State Indicator Framework (SIF)-

- First Edition: March, 2021
- Latest Edition: 2<sup>nd</sup> version (August, 2022)
- To Measure State Progress towards achieving SDGs
- Developed under guideline released by MoS&PI in 2019
- Based on National Indicator Framework (NIF)
- Includes 330 Indicators in SIF 2.0

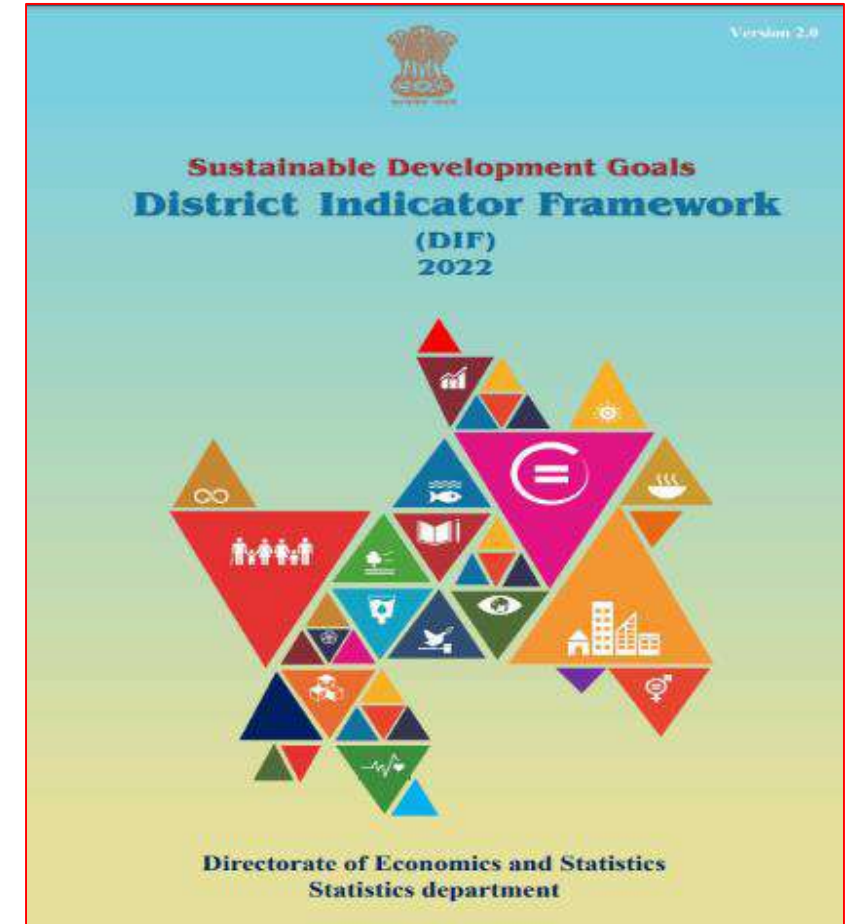




## B. Implementation & Monitoring

### District Indicator Framework (DIF)-

- First Edition: October, 2021
- Latest Edition: 2<sup>nd</sup> version (August, 2022)
- To Measure District Progress towards achieving SDGs
- Developed under guideline released by MoS&PI in 2019
- Based on Districts Indicator Framework (NIF)
- Includes 226 Indicators in DIF 2.0



# B. Implementation & Monitoring

## District Level SDGs Status Report


- First Edition: 2022
- Latest Edition: 2<sup>nd</sup> version (2023)
- Based on DIF 2.0, which includes 226 indicators.
- Showcases the latest progress in achieving SDGs at the district level
- Provides insights into performance and areas for improvement



## B. Implementation & Monitoring

### Rajasthan Food and Nutrition Security Analysis Report - 2023

- Released in September, 2023
  - Statewide analysis of food and nutrition security across districts.
    - **Key Areas Evaluated:**
    - **Availability:** Assessing the presence of food resources.
    - **Accessibility:** Evaluating the ease of obtaining food.
    - **Utilization:** Analyzing the effective use of food.
    - **Stability:** Ensuring consistent food security over time.
  - Detailed district-level analysis.
  - Identification of progress areas and improvement needs.
- Food and Nutrition Security Index:** Assesses district performance and promotes healthy competition.
- **Dedicated Dashboard:** Facilitates stakeholder access to data and insights.



# B. Implementation & Monitoring

## Integration of SDGs in Economic Review

- **Since 2018-19:** A dedicated chapter on SDGs has been included.
- To share state efforts and progress on Sustainable Development Goals (SDGs) with stakeholders.
- Enhance transparency and inform stakeholders about the state's SDG progress.



# C. Awareness Activities

## SDGs Portal

- Launched: 29 June, 2021
- For Effective implementation & monitoring of SDGs in state.
- Share various reports/publications latest information/news regarding SDGs to various stakeholders
- Enhance transparency and communication.
- **Website:** [sdg.rajasthan.gov.in](http://sdg.rajasthan.gov.in)

Govt. of Rajasthan  
Department of Planning  
Directorate of Economics & Statistics

SUSTAINABLE DEVELOPMENT GOALS

Shri Bhajan Lal Sharma  
Hon'ble Chief Minister

Home | About SDG | IEC | Indicator Framework | Reports | Circulars & Orders | Latest News | SDG Index Dashboard | FAQ | Contact Us | SDG Login

1 NO POVERTY  
No Poverty In All Its Forms Everywhere

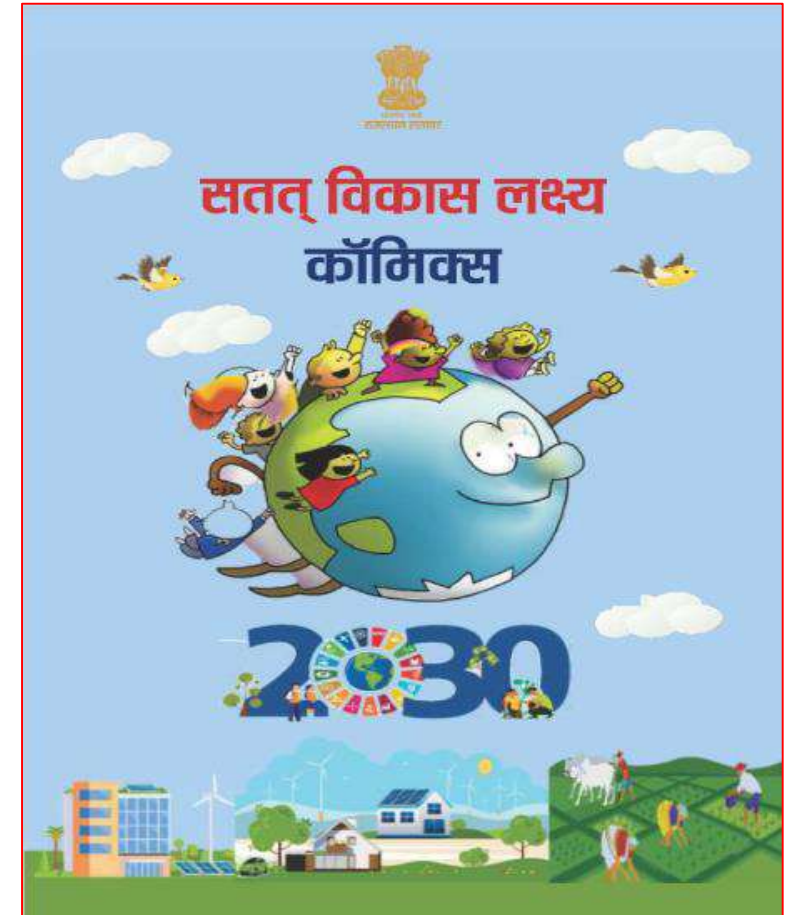
16 PEACE, JUSTICE AND STRONG INSTITUTIONS  
17 PARTNERSHIPS FOR SUSTAINABLE DEVELOPMENT

Latest News  
- Press note of National Conference on SDGs 4-6 March, 2024

# C. Awareness Activities

## SDGs Comics

- Released : 29 June, 2023
- Raise awareness and foster understanding of SDGs through creative storytelling.
- Depict Sustainable Development Goals (SDGs) through **engaging visuals**.
- Designed in **Hindi language** to simplify complex concepts for a broader audience.
- Encourages readers to take actionable steps toward a more equitable and sustainable future.



## C. Awareness Activities

### SDG Brochure and Booklet

- Released : In 2019
- Comprehensive insights into all 17 Sustainable Development Goals (SDGs).
- Educate and Informs readers about the significance of each SDG.
- Enhance awareness and promote active participation in achieving the SDGs.
- Designed in **Hindi language** to simplify.



# C. Awareness Activities

## SDGs Diary & Poster

- Released : In June, 2023


**Information Dissemination:** Simplify and present SDGs Goals and Targets for Information, Education, and Communication (IEC) purposes.

### •SDGs Poster:

- Visual representation of SDGs Goals.
- Easily accessible and displayed for educational and awareness purposes.

### •SDGs Diary:

- Provides concise information on SDGs Goals and Targets.
- Designed for daily reference and quick updates.





# C. Awareness Activities

## Other initiative

### **Educational Integration:**

- **School & Higher Education:** Directions for including SDGs chapters in school and higher education syllabi.
- **University Outreach:** Direction issued to universities to promote SDG awareness and research.

### **State Official Training:**

To Enhance understanding about SDGs among state officials directives for at least 1 SDG sessions in training programs at State's **apex training institutions** i.e. IGPRS & GVS, and HCM RIPA, Jaipur has been issued.

### **Workshop & Meetings:**

Various State and District level Workshop was organized to orientation to Officials & concerns Stockholders to SDGs

# C. Awareness Activities

## Glimpses Workshop & Meetings:



# D. Way forward

## **SDGs Bulletin:**

- **Frequency:** [Quarterly](#)
- **Objective:** Inform stakeholders, celebrate progress, and drive focused efforts.
- **Focus:** In-depth review of selected 1-2 SDGs per issue
- **Content:** Progress updates, achievements, challenges, and insights

## **State Budget and SDG Goals Report:**


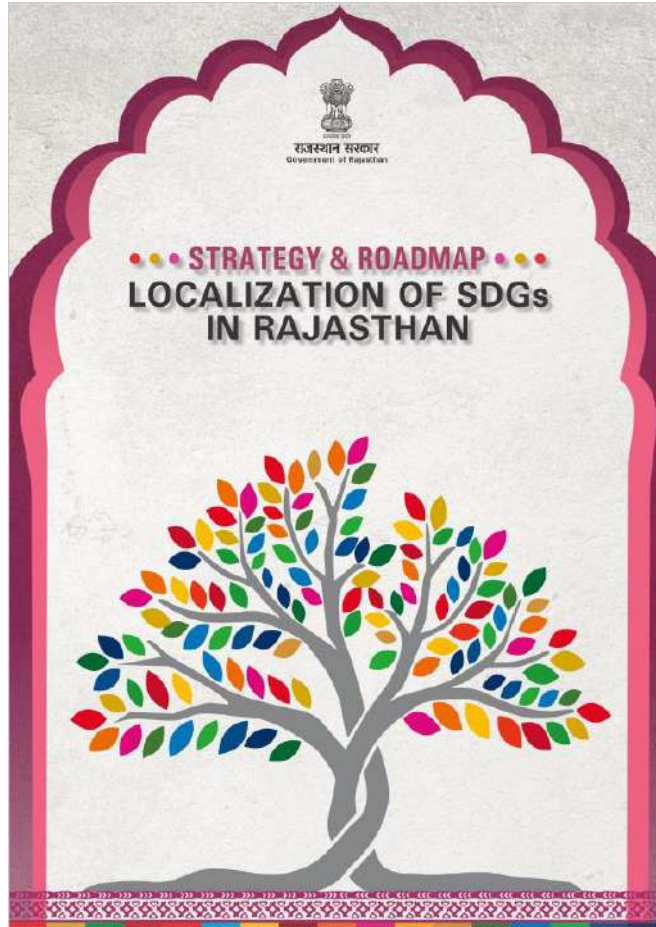
- Improve resource alignment and enhance sustainable development outcomes.
- Review of state budget alignment with SDGs
- , effectiveness, impact on SDG achievement

Analysis of Budget allocations

## Localization of SDGs with Panchayati Raj, Rajasthan

- Development of State Strategy & Roadmap
- Preparation of RGSA Annual Action Plan aligned with LSDGs
- Engagement with Higher Education Institutions under Unnat Bharat Abhiyan for improving the quality of GPDP and mentorship support to Gram Panchayats for effective Localization of SDGs
- Engagement with Civil Society Organizations for mentorship and support in building model GPs/ PLCs

# LSDG Roadmap & Vision Document for Panchayati Raj



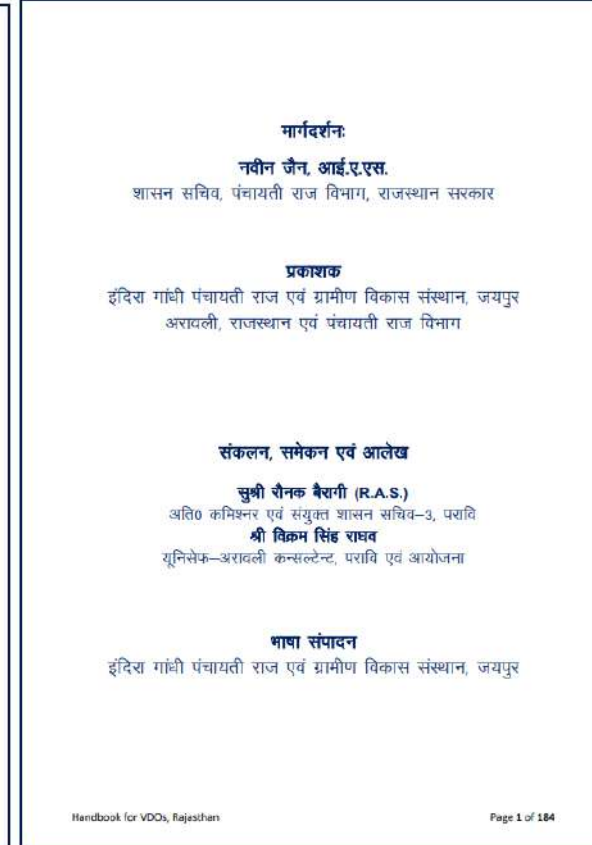
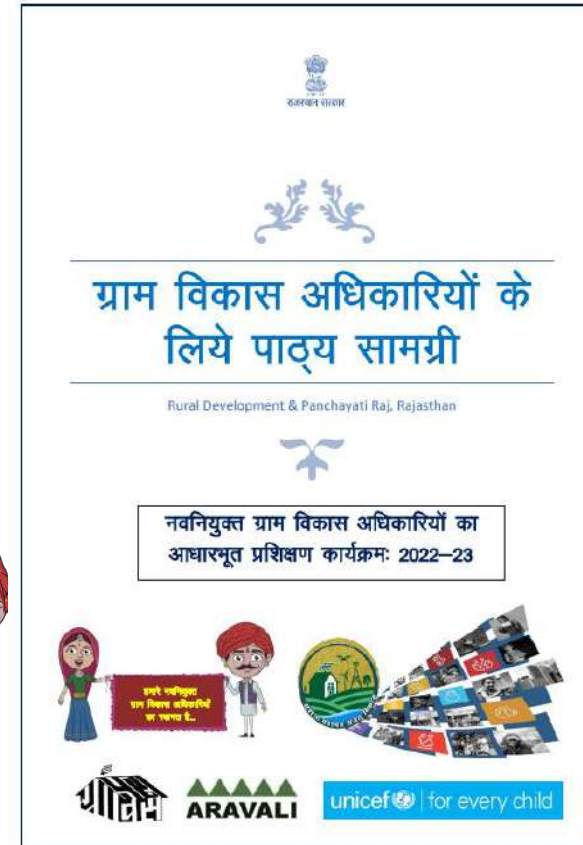
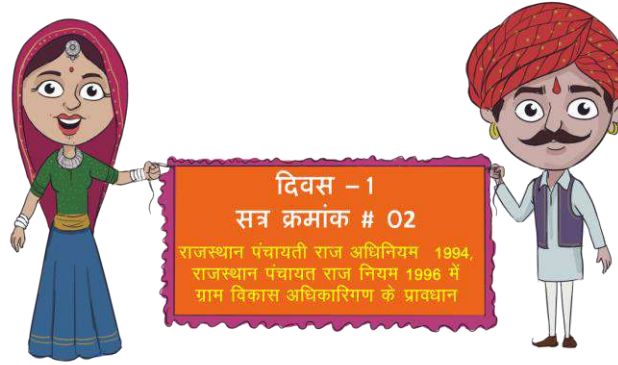
# Localization of SDGs Through of PRIs and stakeholders (IEC Materials for Trainings and Workshops)

The image displays 18 IEC materials organized in a grid:

- Row 1:**
  - Poster: "सुनो गांव की सरकार" (Listen to the Government of the Village) - Draft version.
  - Poster: "सुनो गांव की सरकार" (Listen to the Government of the Village) - Draft version.
  - Poster: "सुनो गांव की सरकार" (Listen to the Government of the Village) - Draft version.
  - Poster: "सुनो गांव की सरकार" (Listen to the Government of the Village) - Draft version.
  - Poster: "सुनो गांव की सरकार" (Listen to the Government of the Village) - Draft version.
  - Poster: "Training of Trainers on Child Friendly Panchayat 2022-23".
  - Poster: "Training of Trainers on Gram Panchayat Development Planning (GDP) Process 2019-20".
- Row 2:**
  - Poster: "बाल हितैषी पंचायत संकल्प अभियान" (Child-Friendly Panchayat Resolution Campaign).
  - Poster: "आपणी योजना आपणी विकास" (Your Plan, Your Development).
  - Poster: "सुनो गांव की सरकार, हम भी हैं भागीदार" (Listen to the Government of the Village, We are also Partners).
  - Poster: "बाल हितैषी पंचायत संकल्प अभियान" (Child-Friendly Panchayat Resolution Campaign).
  - Poster: "आपणी योजना आपणी विकास" (Your Plan, Your Development).
  - Poster: "पंचायत के नियोजन में बाल सहभागिता" (Child Participation in Panchayat Planning).
- Row 3:**
  - Poster: "बाल हितैषी पंचायत के प्रमुख लक्ष्य" (Key Objectives of Child-Friendly Panchayat).
  - Poster: "आपणी योजना आपणी विकास" (Your Plan, Your Development).
  - Poster: "आपणी योजना आपणी विकास" (Your Plan, Your Development).
  - Poster: "बाल हितैषी पंचायत संकल्प अभियान" (Child-Friendly Panchayat Resolution Campaign).
  - Poster: "करना को कबित्त में बदलना" (Turning Commitment into Action).

# Training Modules for Budding Village Development Officers on LSDG

नवनियुक्त ग्राम विकास अधिकारियों का आधारभूत प्रशिक्षण कार्यक्रम







Ankit Kumar Singh, IAS

Collector & District Magistrate, Karauli

It is our endeavour to ensure that children also provide their input in the Gram Planning process.

DIGITAL BAAL MELA  
unicef  
for every child

मैं भी बाल सारपंच

ग्राम पंचायत में बच्चों की सहभागिता

- बालश्रम से बच्चों को बचाईये।
- बाल तस्करी से बच्चों को बचाईये।
- बाल विवाह से बच्चों को बचाईये।
- बाल यौन शोषण से बच्चों को बचाईये।

हर बच्चों का जन्म सम्पूर्ण टीकाकरण आंगनवाडी में

अधिकारों को संबोधित किए बिना हम राजस्थान अथवा भारत में सतत विकास लक्ष्य प्राप्त नहीं कर सकते। इसलिए यह महत्वपूर्ण है कि हम विकास के सभी कार्यक्रम बाल अधिकार समझौता एवं भारत के संविधान अंतर्गत उल्लेखित बाल अधिकारों को ध्यान में रखकर बनाएं

# Glimpses



सतत विकास के स्थानीयकरण के लिए उन्नत भारत अभियान का पंचायती राज के साथ सशक्त जुड़ाव एवं योगदान सुनिश्चित करने के लिए यूनिसेफ, अरावली, आईआईटी जोधपुर के सहयोग से जोधपुर आईआईटी परिसर में दो दिवसीय कार्यशाला आज शुरू हुई।



**UBA Workshops at IIT Jodhpur & MPUAT Udaipur  
Bringing Academic Institutions Together for LSDG under Unnat Bharat Abhiyan**

# Glimpses



First Bal Panchayat meeting in Karauli facilitated by UNICEF Acknowledged by MoPR



District level Piloting of Training on LSDG led GDP Intervention



Thanks



16 PEACE, JUSTICE AND STRONG INSTITUTIONS

17 PARTNERSHIPS FOR THE GOALS



LEAVE NO ONE BEHIND

1 NO POVERTY

2 ZERO HUNGER

3 GOOD HEALTH AND WELL-BEING



# SDG District Road Maps- From Monitoring to Actions



**Government of Nagaland**

**12/08/2024**





# Contents

.....

1



Institutional  
Mechanisms

2



Key  
Initiatives

3



SDG  
Monitoring &  
Dashboard

4



SDG District  
Road Maps





# Institutional Mechanisms

## High Level Steering Committee

High Level Steering Committee constituted, headed by Chief Secretary for guidance, monitoring, policy review and course corrections.

## SDGCC and Departmental SDG Cells

Departmental SDG Cells in all relevant departments created with Nodal officers. SDG Coordination Centre established in 2019 under the Department of Planning & Transformation with technical assistance from UNDP.

## District SDG Cells

District SDG Cells constituted in all districts.

# Key Initiatives (1/2)

Formulated '**Nagaland SDG Vision 2030: Leaving No One Behind**' and launched in August 2021 by the Hon'ble Chief Minister.

Organised various SDG-related **State and District-level capacity building workshops and consultations.**





# Key Initiatives (2/2)

## Citizen and Community Engagement

- IEC material, videos and radio jingle
- SDG one stop centre during State Annual Hornbill Festival.
- Greening Earth campaign
- SDG IPAR and SDG Action Awards.
- Annual essay competition for youth



## Partnership & Collaboration

- Collaboration with Nagaland State Aids Control for intensified campaign on HIV.
- Startup Green Innovation Challenge with AIC SELCO, Youth NET & Start-up Nagaland
- AIC SELCO for rural innovators.



# SDG Monitoring & Dashboard

## Indicator Frameworks

- Developed State and District Indicator Frameworks for monitoring the progress of SDGs.
- Local Indicator Framework/(PDI) for the village level is ongoing.

Launched Nagaland SDG Dashboard and the SDGCC Website on 17th October 2023 by the Hon'ble Deputy Chief Minister. The dashboard is a platform for SDG data collection, monitoring and analysis at State and district level





# Key Features of the SDG Dashboard

Provides goal-wise, department-wise, district-wise and indicator-wise performance across all relevant SDGs.

Facilitates performance comparison between districts within the state, and between Nagaland and other Northeastern states.

Customizable reports including top performers and critical indicators- all exportable to excel and PDF.

Role-wise login: Implementing departments for data entry and validation, Planning Department for score entry and administrative tasks, and overall view for CMO, CSO and DCO.



# SDG District Road Maps (1/3)

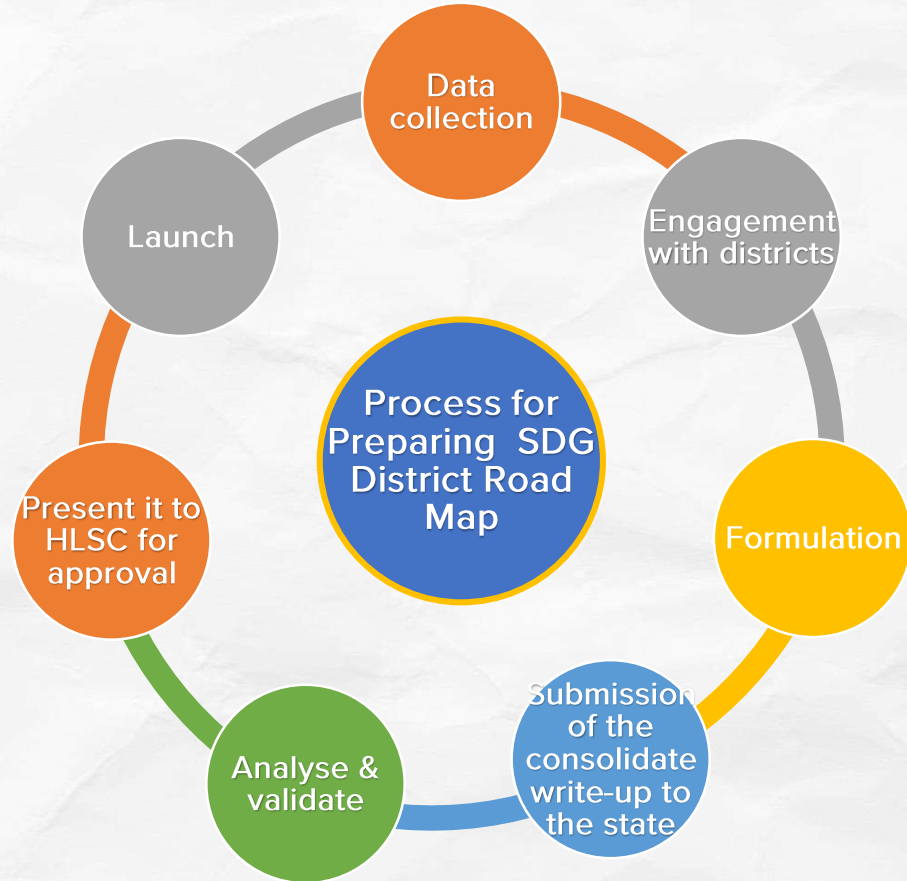
Strategic plans being design to guide the implementation of the SDGs at the district level, customized to local needs considering the unique challenges of each district.

It consists of:

- District profiles with information on demographics, basic amenities and services.
- Baseline data and targets of the indicators, challenges, and proposed strategies to achieve the relevant SDG targets.

It provides a framework for tracking progress and identifying areas where additional efforts are required.

# SDG District Road Maps (2/3)





# SDG District Road Maps (3/3)

## Key Expected Outcomes

- Strengthen capacity of district officials on the Nagaland SDG Vision 2030 and District SDGs monitoring framework.
- Transition monitoring to action-oriented interventions.

## Key Challenges

- Lack of data for newly created districts.
- Inconsistencies in data between district and state departments.

# Key Lessons

SDG monitoring and review systems not only provide the impetus for improving development outcomes, they act as a driver to improve the statistical systems resulting in higher frequency and quality data.

Driving the SDG agenda requires institutional mechanisms from the state to district to block to village levels.

SDG localization efforts often are confined and perceived as government-only efforts; Engaging communities, private sectors and development partners is vital to this journey.





# Thank you!

